



**USAID**  
FROM THE AMERICAN PEOPLE

## Performance Monitoring

### **Session 2**

# **Performance Monitoring in the USAID Program Cycle**

# Integrated Program Cycle



## USAID's Program Cycle

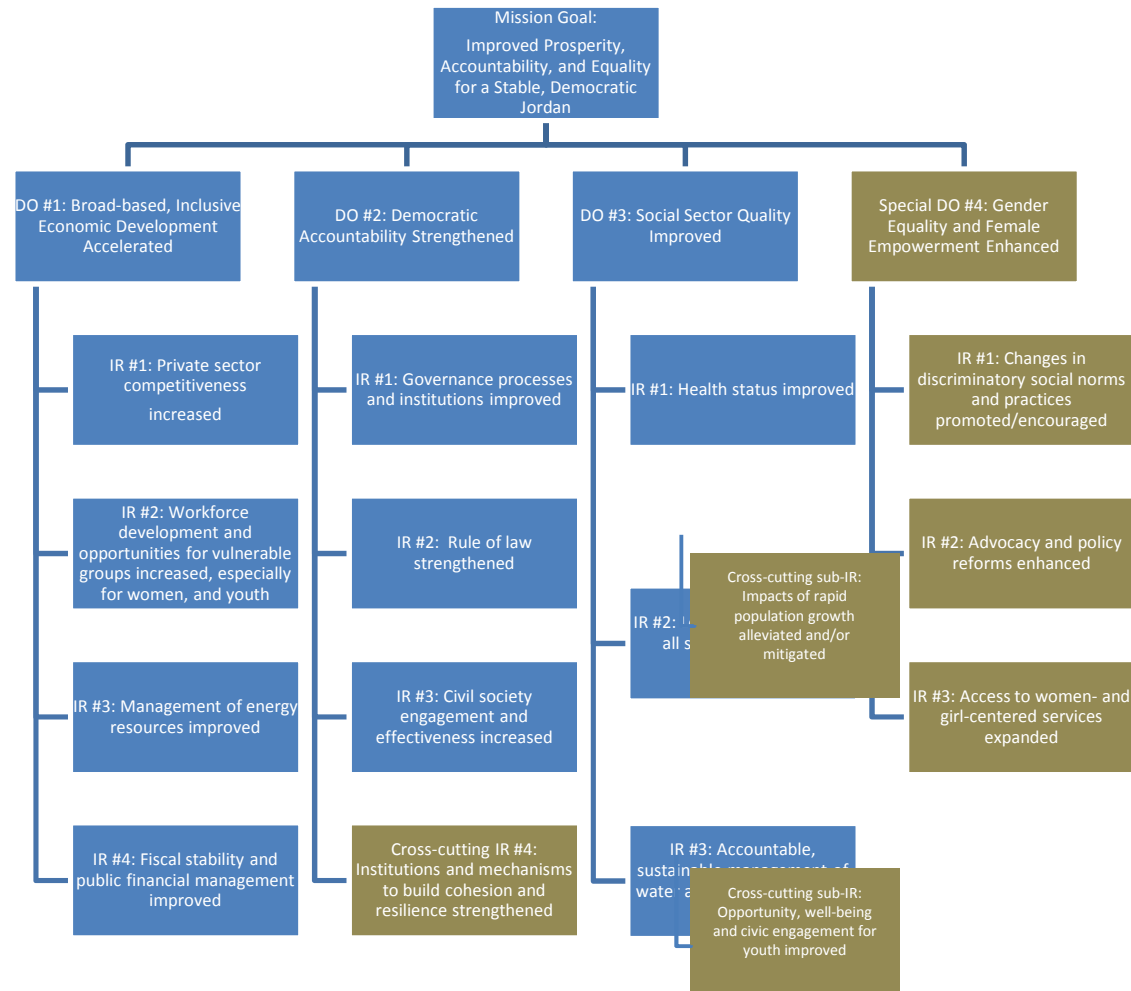
Video: Inside USAID, The Program Cycle (6 minutes) : <http://youtu.be/c1TNm3TJQ4M>





**USAID**  
FROM THE AMERICAN PEOPLE

## USAID/Jordan Results Framework (proposed)





**USAID**  
FROM THE AMERICAN PEOPLE

**Activities → Projects → Strategies**



**Mechanism Level**



**Mission Level**

# Relationship between Projects and Activities

**Higher Level Result  
(e.g. DO 1)**

**Project  
(e.g. IR 1.1)**

Activity/IM

Activity/IM

Activity/IM  
(e.g. sub-IR)

**Project  
(e.g. IR 1.2)**

Activity/IM

Activity/IM

**Project  
(e.g. IR 1.3)**

Activity/IM

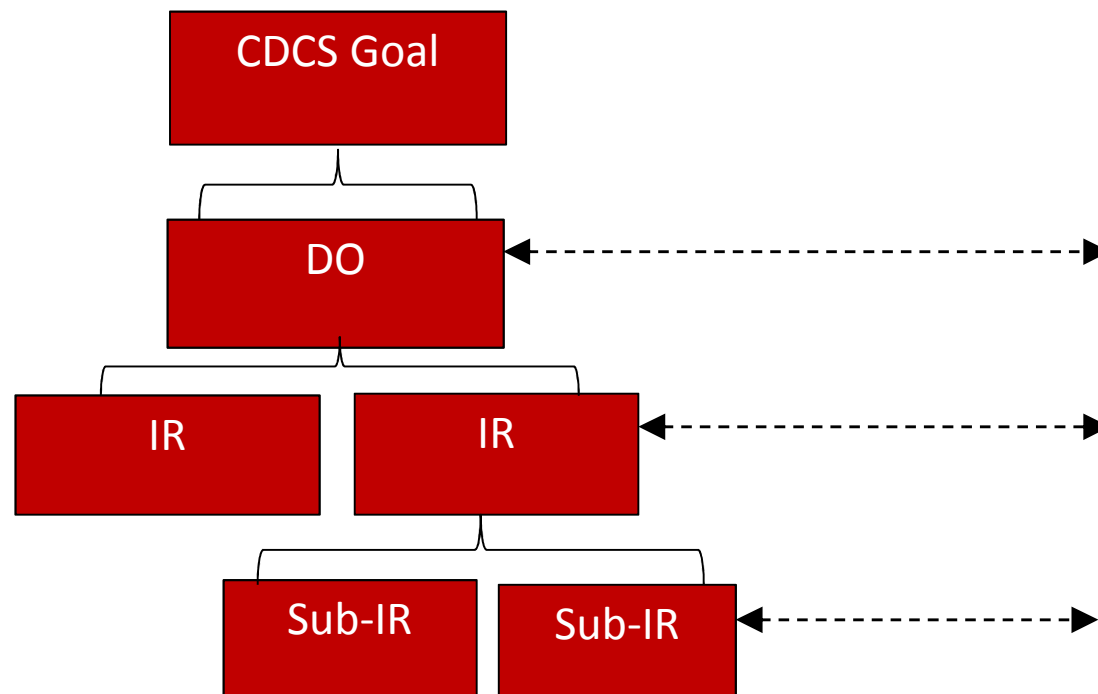
Activity/IM

Activity/IM

Activity/IM

# The CDCS Operationalized

## CDCS Results Framework



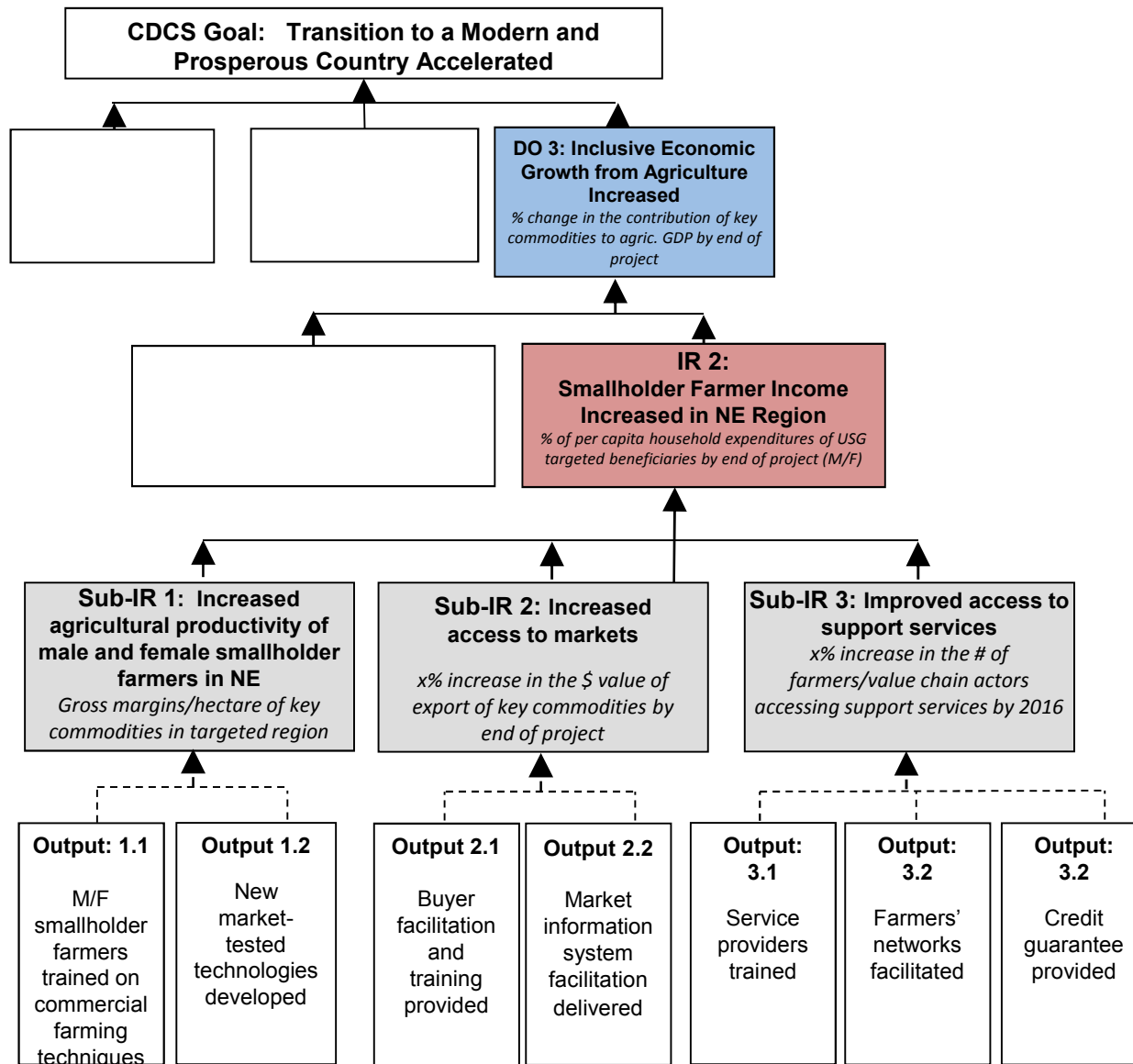
## Project LogFrame

NARRATIVE SUMMARY	INDICATORS	DATA SOURCES	ASSUMPTIONS
Goal			
Purpose			
Sub-Purposes			
Outputs			
Inputs			



**USAID**  
FROM THE AMERICAN PEOPLE

## Example: Mapping a Results Framework to a LogFrame

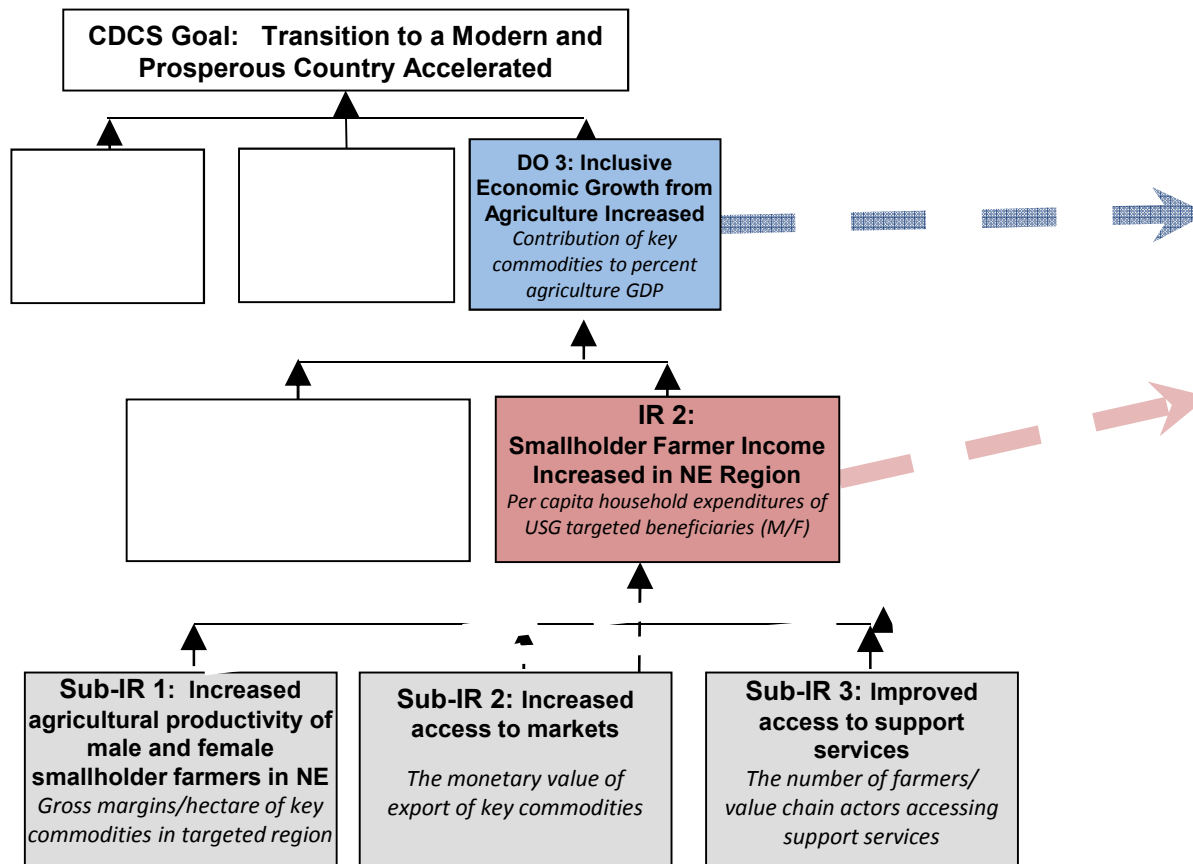






## Exercise: Mapping a Results Framework to a LogFrame

**CDCS Results Framework**



**Project LogFrame:  
Agriculture Systems Project  
(IR2)**

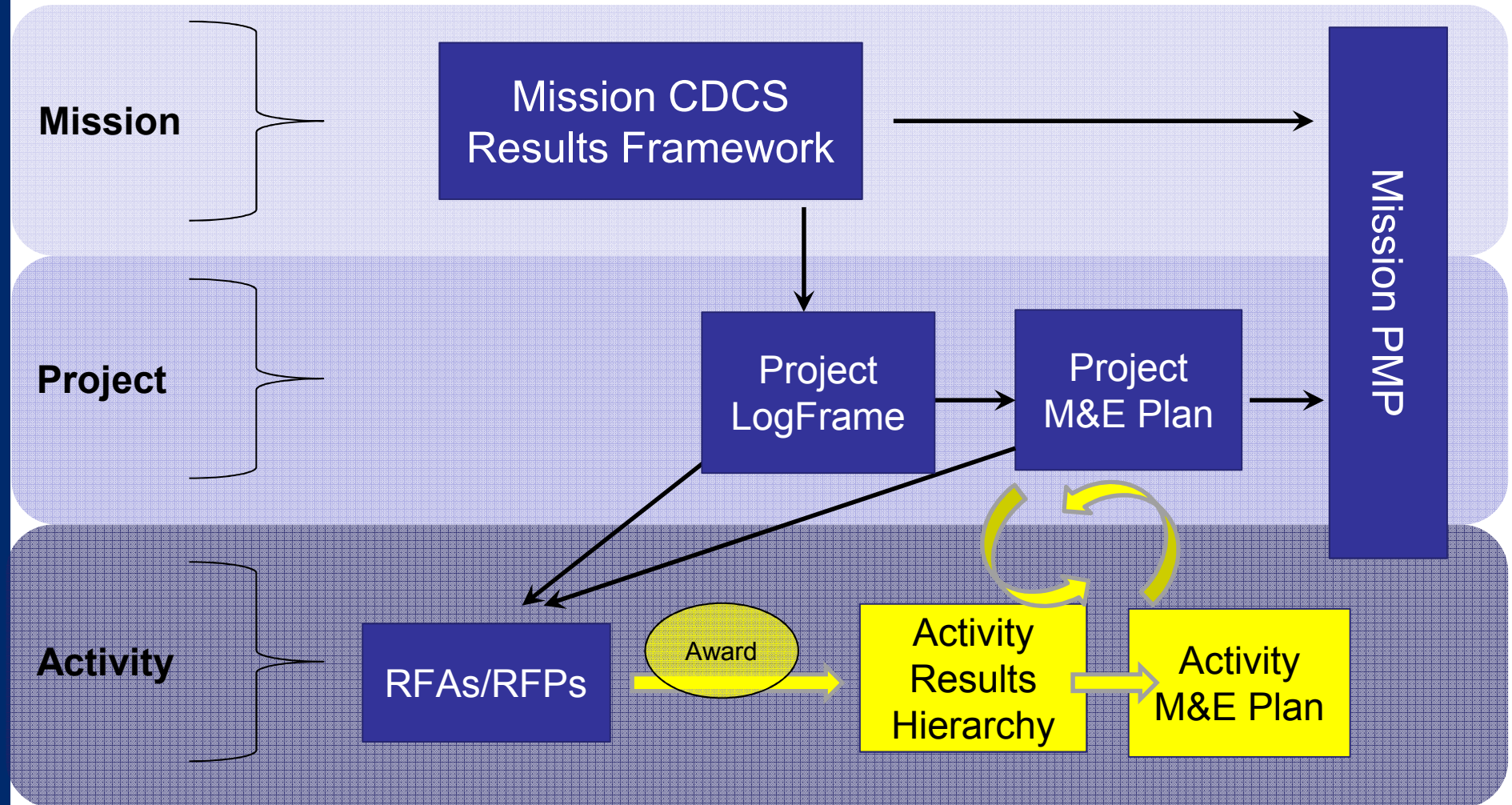
Narrative Summary	Performance Indicators
<b>Project Goal:</b> Inclusive economic growth from agriculture increased	<i>Contribution of key commodities to percent agriculture GDP</i>
<b>Project Purpose:</b> Smallholder farmer income increased in Northeastern region	<i>Per capita household expenditures of USG targeted beneficiaries (M/F)</i>
<b>Sub-Purpose 1:</b> Increased agricultural productivity of male and female smallholder farmers in NE region	<i>Gross margins per hectare of key commodities in targeted region (by commodity)</i>
<b>Sub-Purpose 2:</b> Increased access to markets	<i>The monetary value of export of key commodities</i>
<b>Sub-Purpose 3:</b> Improved access to support services	<i>The number of farmers / value chain actors accessing support services</i>



## An Example LogFrame

NARRATIVE SUMMARY	INDICATORS	DATA SOURCES	ASSUMPTIONS
<b>Goal:</b> Inclusive economic growth from agriculture increased	% change in the contribution of key commodities to agric. GDP	Commodity platform reports	Commodity prices not too volatile
<b>Purpose:</b> Increased income of male and female smallholder farmers in NE region	EOPS: % increase in per capita household expenditures of USG targeted beneficiaries	FTF baseline CPRs	Macroecon. (I.Rate (inflation) stability
<b>Sub-Purpose 1:</b> Increased agricultural productivity of male and female smallholder farmers in NE region	Gross margins per hectare of key commodities in targeted region	Impact evaluation	Real producer prices do not decline
<u>Outputs:</u> • M/F smallholder famers have increased knowledge on commercial farming and on-farm climate change risk reducing practices • New market-tested technologies developed • Climate change vulnerability assessment completed <u>Inputs:</u> Training farmers, TA for research, vulnerability assessment, seeds & fertilizer for testing new tech.	Average score from training participants on quality of the training course. -# of farmers trained in new farming tech. -# of key commodity technologies under development as a result of USG assistance -# of recs for climate change adaptation from vulnerability assessment tested.	Project Activity reports	The Climate Change vulnerability assessment identifies viable opportunities for climate change adaptation
<b>Sub-Purpose 2:</b> Increased access to markets	x% increase in the \$ value of export of key commodities by end of project	National statistics	New market linkages result in ↑ sales
<u>Outputs:</u> • Buyer facilitation and training provided • Market information system facilitation delivered <u>Inputs:</u> TA & equipment for info systems, TA & resources to train buyers, and convene and promote buyers' network	-# info. system recommendations produced -# stakeholders convened to assess information system weaknesses -# buyer contacts made -# buyers trained	Project Activity reports	Buyers willing to participate in training & perceive benefits of organizing in networks
<b>Sub-Purpose 3:</b> Improved access to support services	X% increase in the # of farmers/value chain actors accessing support services by 2016	Activity reports	Interest rates remain stable
<u>Outputs:</u> • Service providers trained to improve outreach service quality • Farmers' networks facilitated • Financial institutions supported to develop products, i.d. clients, improve financial literacy	-# of advisory service providers receiving USG assistance to improve service delivery capacity -# of farmer orgs receiving USG assistance -\$ value of credit guarantee extended	Activity reports	Increased credibility of farmers' groups will build farmers' trust in them

## Key Mission Planning & Performance Monitoring Tools





## Major Themes

- Performance monitoring systems are inter-connected from the PMP to the Project M&E Plan to the AMEP
- Implementing Partners have a critical role in helping the Mission achieve its project and strategic goals
- USAID wants meaningful indicators that effectively measures the different levels of intended results
- Communication between USAID and Implementers is Key