



USAID
FROM THE AMERICAN PEOPLE

JORDAN

USAID YOUTH POWER ACTIVITY Community Asset Mapping Analysis Report – Al-Sharaah City

Date: 8/12/2019

ACRONYMS

CAM	Community Asset Mapping
CBO	Community Based Organization
MEL	Monitoring, Evaluation and Learning
USAID	U.S. Agency for International Development
YP	Youth Power

TABLE OF CONTENTS

TABLE OF CONTENTS	3
I. INTRODUCTION	4
PURPOSE	4
METHODOLOGY	4
2. Demographic Information	5
4. Main Findings	8
YOUTH DEVELOPMENT	8
SCHOOL/EDUCATIONAL ENVIRONMENT	10
HEALTH.....	11
INCLUSION	13
COMMUNITY SERVICES.....	14
5. Analysis Tables:	15
COMMUNITY SURVEY ANALYSIS	15
INSTITUTIONAL SURVEY ANALYSIS	22
FOCUS GROUP QUESTIONS	27

I. INTRODUCTION

PURPOSE

The community asset mapping (CAM) assessment uses a three-fold strategy. Firstly, an institutional mapping tool which consists of a survey that identifies stakeholders/entities, their role in the community, and their service provision. Secondly, a community mapping tool; a survey that aims to capture the community's needs and barriers. Thirdly, a focus group discussion with youth to digest the results from the two surveys, and identify unique opportunities and challenges in the community that may have not been fully captured. The process of mapping is guided by youth, designed to enhance their agency, self-efficacy, and initiative programming.

METHODOLOGY

Community asset mapping tools were designed and developed on tablets, for mobile data collection, by the USAID YouthPower MEL team. Data is collected through two types of surveys, and a focus group. The surveys are framed around six main categories which aim to capture a holistic experience of the youth in the community:

1. Youth development
2. Educational environment
3. Health
4. Social environment
5. Inclusion
6. Community services

The institutional mapping survey is used on any institution in the area to inquire about the their services, resources, and challenges. The second is a community mapping survey used to investigate the challenges, barriers, importance, and quality of services and resources in the community. This survey included anyone from the community irrespective of their age.

39 youth from Al-Sharaah are trained on collecting data for the community asset mapping. All the youth are trained on how to conduct both mapping surveys. Youth are then split into groups of six, with one youth leader functioning as a focal point for each team. Each team is assigned a section of their community to map over the upcoming three days. The training in Al-Sharaah took place on the 23rd – 26th June, 2019 and mapping surveys were conducted.

The results from the two mapping surveys are preliminary analyzed to guide a focus group discussion with 12 youth from the community, gaining deeper insight on their priority issues. The focus group was conducted on 18th of July, 2019.

The CAM report is a compilation of all the results and analysis.

2. Demographic Information

Governorate: Maan

District: Al-Sharaah

Institutional sample size: 17 institutions

Community sample size: 171 participants

Number of mappers: 39 participants

Focus group size: 12 participants

All participants were Al-Sharaah residents.



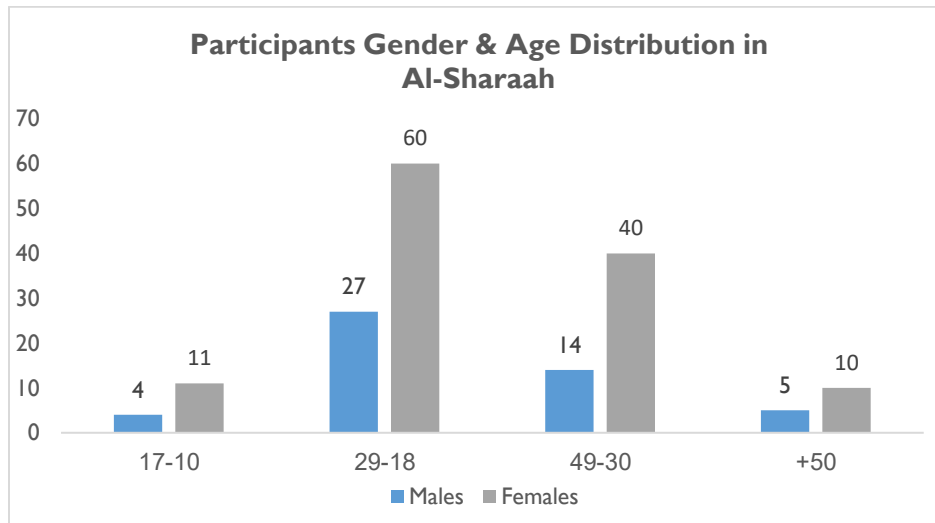
3. Overview:

Below is a general overview of the results:

- The nationalities surveyed for through the Community Mapping Survey:
 - 97% Jordanian
 - 2% Syrian
 - 1% Other

- The age group surveyed ranged from 10-70 years, 60% of the sample were 29 years and under.
- The gender distribution was incomparable between males and females, 71% females and 29% males.

Below are the sex & age distribution:



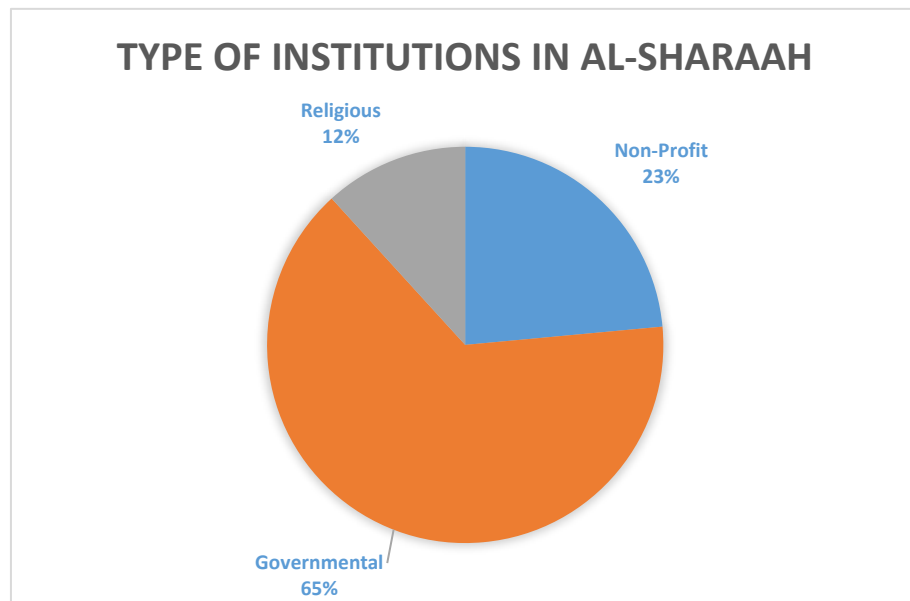
The Community Mapping Survey indicated that there are various issues which are of major concern or are majorly problematic for the community. Below is a list of the highest rated issues of concern, however, initiatives of youth should not be limited to the issues listed below:

1. Library received the lowest rating, and is of importance to the youth.
2. Building capacities and awareness of people that parent/support persons with disabilities is a major issue.
3. Youth underscored the importance of growing talents and focusing on art related activities, either inside or outside schools.
4. Entrepreneurial guidance and mentorship was a topic which the youth were enthused to work on.
5. Youth expressed the importance of having parks that were well maintained for them to gather and interact, without a negative association of it being a place for drug users.
6. Although bullying is a major issue, however youth underscored that tribalism plays too much of a role to attempt to address it.
7. Youth noted that extracurricular activities could be an indirect way to have better experiences and attendance in schools, such as volunteering programs.
8. The community noted that there is no assistance for persons with learning difficulties and the youth said that teacher capacities are limited and that the resource room must start being used for teaching rather than threatening technique.
9. Drugs is a major issue, youth said that perhaps using art youth can raise awareness about its harms, since other awareness techniques failed.

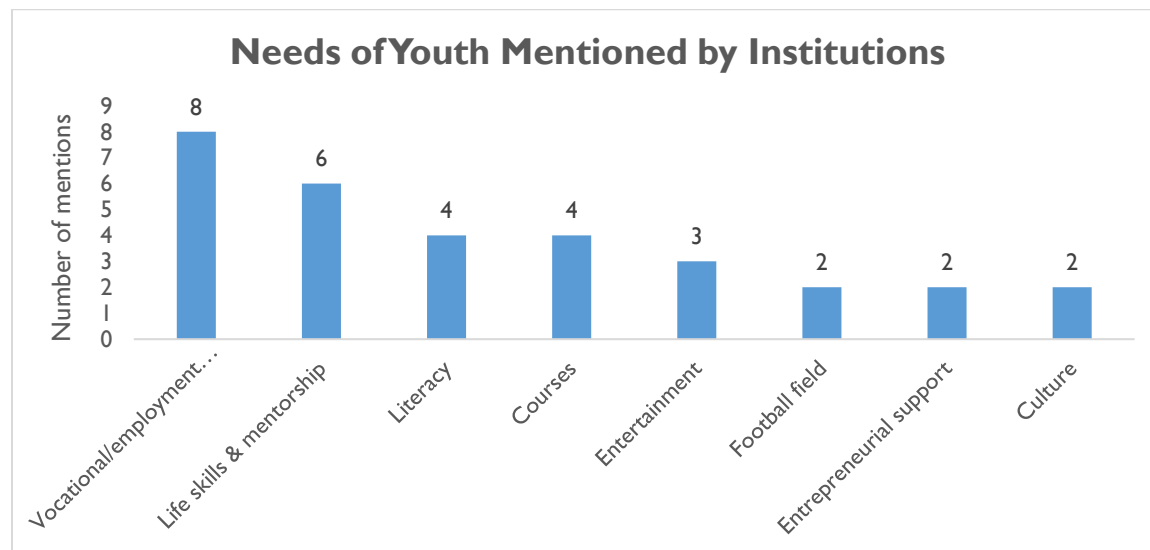
10. There are critical equipment that are missing from health centers according to the community. Youth noted that it would be of great help to have female nurses during the night shift to avoid discomfort or total avoidance of seeing a nurse in times of urgency.
11. Two gender topics that youth unanimously agreed need attention are early marriage & women rights.
12. Water cleanliness is a major problem for this community. In addition to water supply.

A total of 17 institutions were found by the 39 mappers in Al-Sharaah.

Below is the distribution of institutions based on type:



The institutional mapping survey asked what are the needs of youth that did not complete their education. Using cluster analysis the following themes appeared:



4. Main Findings

This report uses the outline of the community mapping survey and inserting the relevant information from the institutional mapping results and the focus group discussion. It is broken down into six categories:

1. Youth Development
2. Educational Environment
3. Health
4. Social Environment
5. Inclusion
6. Community Services

YOUTH DEVELOPMENT

1. How would you rate the following youth outlets in your community?

Worst three youth outlets

- Library- 54% rated this as bad or non-existent in Sharaah.
- Entertainment- 50% rated this as bad or non-existent, making it the second worst youth outlet.
- Disability-friendly public places- 43% rated this to be the third worst youth outlet.

Focus group feedback

- Football field needs maintenance, it is the main location that youth gather yet it is badly maintained.
- Females do not have spaces to gather, unlike males who have clubs and cafes females do not have any spaces for them.
- There are no spaces that support personal growth, and assist in creating distinct youth.
- There are approximately 90 persons with disabilities in Al-Sharaah. There is one organization that works with persons with disabilities however, they are severely understaffed. The employees although have good intentions, they need training to know how to properly assist and understand the needs of persons with disabilities.
- Parents of children with disabilities also need support. They need not only emotional support, but they need to be educated on the importance of integrating their children into society, rather than being ashamed of them and leaving them at home.

Relevant Institutions

- Two institutions with libraries in Sharaah, one that is accessible by walking and the other by taxi.
- Three institutions provide art, music, and theatre activities.
- Three institutions provide parks or playgrounds.



- Five institutions provide cultural activities.
- Three community/youth centers exist.
- Three institutions out of 17 institutions said that they allow youth with disabilities however none provide services for them specifically.

2. How accessible are these following out of school services in your community?

Out of school services that are least accessible or do not exist

- Art, music, and theatre- 100 persons (58.5%) said they were least accessible
- Other educational resources (scholarship & application info)- 99 (58%) said this service either does not exist or is not accessible.
- Business resources (grants, business plan, financial guidance)- 98 (57%) said this service either does not exist or is not accessible.

Focus group

- There is a need for a space that helps develop youth talent. Whether it is someone that can paint for example and wants to improve, or if someone wants to learn.
- There was one initiative called 'I am talented' which worked on growing talents and creativity however it was a short term initiative which ended and was not sustained.
- Youth suggested making a drawing initiative in schools, that is led by students for students.
- Youth said that there are computer, typing, printing, and academic courses (sports, science and computer), and disagree that it is lacking.
- The knowledge of youth on where to find and how to apply scholarships is limited. However, most of the community works in the military sector, therefore do not need scholarships because the grants are covered by the army.
- Business resources is a major issue. Youth do not have an institution that can guiding them if they want to pursue an idea that they think might be profitable. In addition lending institutions have extremely high rates when giving loans.

Relevant institutions

- Three institutions provide art, music, and theatre activities.
- No institution provides scholarship support. Four provide tutoring. One provides financial aid.
- One institution said that they provide business development services.

3. Have you heard or been part of (participated in) the following programs in your community?

Least heard/part of guidance and counselling programs in the community

- Community radio- 143 said that there is no community radio.
- NGO-CBO guidance/counselling activities- 107 said they have never heard of/part of such activities in their communities.
- Mentorship (psychological, career)- 99 said they have never heard of/part of mentorship services in their community.
- Girl scouts- 98 persons said they have never heard of/part of girl scouting training in their community.

Relevant institutions

- Three institutions provide youth mentorship outside schools.



- Only one school provides mentorship out of three schools.
- No institutions provide girl scout training.

4. Does your community provide the following to assist the process of entering the workforce?

Least used assistance to enter the workforce

- Entrepreneurial support- 71 said that this service was not provided in Sharaah.
- Job fairs- 69 said that this service was not provided in Sharaah.
- Career counseling- 63 said that this service was not provided in Sharaah.

Relevant institutions

- Seven institutions one of the main needs for youth is business and entrepreneurial support.
- Only one institution provides business development training.

5. Which places do youth gather when in your community? Select all that apply.

Least used spaces by youth

- CBOs, sport facilities, and parks are the least used spaces by youth.

SCHOOL/EDUCATIONAL ENVIRONMENT

6. In your opinion what are the three most important issues in schools Sharaah?

Most important issues in school

- Attendance- 52% of the community said that attendance is the most important school issue.
- Violence/bullying- 39% said that violence/bullying is one of the most important school issues.

Focus group

- Youth lack interest in attending school because the teaching method and teachers are unable to teach well.
- Lack of attendance is because schools do not include recreational activities. In addition, the lack of extracurricular activities that integrate youth with volunteerism increases violence. Youth do not have anything to positively release their energies.
- Bad company/friends contribute to negative behavior, such as bullying and violence.
- School violence is an issue that extends beyond school. Tribalism also plays a role, where no punishment occurs when violence occurs. The whole educational system is broken, when it comes to dealing with violence. *Outside of school violence is expanded on in question fifteen.*

7. What do you consider the top three issues with school services in your community?

Top issues in school services

- Lack of tutoring- 110 (64.3%) when given a list of issues said that this is a top issue in school.
- Poor learning conditions- 85 (49.7%) when given a list of issues said that this is a top issue in school.

Focus group

- There is a tutoring program outside schools called 'Makani'. Although it does not cover all the grades, it still covers the needs of youth.

8. Have you or has someone you know experienced these safety related issues in school in your community?

Most recurring issues related to safety in schools

- Bullying (physical/verbal)- 89 (52%) selected this as a frequently recurrent safety issue in schools.
- Unsafe conditions (infrastructural)- 75 (44%) selected this as a frequently recurrent safety issue in schools.
- Safety issues to/from school- 75 (44%) selected this as a frequently recurrent safety issue in schools.

9. Have you or someone you know experience the following school issues in your community?

Most frequent general issues in schools

- Poor maintenance- 106 (62%) found this as a frequently occurring issue in schools.
- Not enough space in classrooms-100 (58%) found this as a frequently occurring issue in schools.
- Unhygienic- 96 (56%) found this is the most frequently occurring issue in schools.

10. Have you or has someone you know experienced these barriers to schools in your community?

Top three barriers to education

- No assistance for people with learning difficulties- 44 (26%) people selected this a frequent barrier to education.
- Transportation/ location of the school- 42 (25%) people selected this a frequent barrier to education.
- Lacks accessibility for persons with disabilities- 35 (20.5%) people selected this a this a frequent barrier to education.

Focus group

- Students who may have special needs are too ashamed to ask for assistance because of the stigma that is created directly by the teachers. Teachers use the 'resource room' as a threat, warning students that misbehave to send them to the resource room.
- Teachers are not trained to identify or work with children with learning difficulties.
- There should be a movement that pushes for the resource room to start functioning properly, truly as a space for students with learning difficulties.

11. Do the following exist in schools in your community?

The least available student development activities in schools

- Student led extra-curricular activities- 72 (42%) said this does not exist.
- School improvement activities- 62 (36%) said this does not exist.

Due to the fact the it is summer break the feedback from schools in Sharaah was limited to only three.

HEALTH

12. Please select three of the following that you consider the most important for youth.

Most important health related topics for youth

- Drugs- 126 selected this in their top most important youth health issues.
- Smoking- 123 selected this in their top most important youth health issues.

Focus group

- Correction and rehabilitation centers are closer to prisons. There is nepotism that gets anyone out, and therefore they are not helped nor punished properly.
- The theft rate in the community is extremely high, due to so many people using drugs and not having an income.
- Police carryout awareness campaigns about the dangers of using drugs, but that does not solve the underlying reason why people use drugs in this community. The reason there is such a high consumption of drugs is unemployment, life stress, and frustration.
- Unemployment also leads many to start selling drugs as a source of income.

Relevant institutions

- Five institutions take part in health awareness campaigns.

13. Do you consider the following to be problems in your local health facilities?**Most problematic issues in Sharaah local health facilities**

- Availability of equipment- 101 rated this as majorly problematic.
- Availability of specialized physicians- 90 rated this as majorly problematic.
- Availability of pharmacy/medication- 88 rated this as majorly problematic.
- Limited operating hours- 87 rated this as majorly problematic.

Focus group

- There is only one medical laboratory in the area which leads to great delays.
- There is a lack of medical staff in the hospital and health centers, perhaps to save money, or because the government does not have the budget.
- Even those nurses and doctors that are available often give misdiagnoses and are not qualified to provide care.
- The pharmacy in the health center is exploited by the employees of the medical center.
- The center's working hours are limited, and employees leave early.
- One major issue is that there is no female nurse females that work after hours in the emergency rooms, so checkups and needles are given by male nurses. This is a problem for a community that is very conservative.

Relevant institutions

- Two specialized clinics exist.
- One mental health service.

14. Which of the following do you consider barriers to health care in Al-Sharaah (choose 2-3).**Top barriers to health care**

- Financial barriers- 98 (57%) said financial restrictions is the top barrier to health care.
- Unable to reach the health facility- 73 (43%) said that the inability to reach a health facility is one of the top barriers to health care.



- Capacity of center- 69 (40%) said that the capacity of health centers is also one of the top three barriers to health care.

SOCIAL ENVIRONMENT

15. Have you or has someone you know experience the following issues in your community?

Most frequent community issues related to the social environment

- Gender bias (towards females)- 111 reported that they/someone they know experienced gender bias.
- Bullying (neighborhood/work)- 104 reported that they/someone they know experienced bullying.
- Verbal/emotional/ psychological abuse (partner/family)- 98 reported that they/someone they know experienced a form of non-physical abuse.

Focus group:

- Customs and traditions are biased towards males. Females are limited to certain jobs like education, although females are better educated than males in this area.
- There is a need to address two main topics, women rights, and early marriage.
- Tribal judiciary decides the punishment for crimes and violence. Therefore major problems often simply dissolve through tribal judiciary intervention.

INCLUSION

16. Do you feel that in your community there equal access to activities/facilities for males & females?

- 63% said no, males and females do not have equal access to activities/facilities.

17. Which of the following have you considered barriers to inclusion (persons with disabilities, refugees, women) in Sharaah?

Top barriers to inclusion

- Social norms is the most reported barrier to inclusion 60%.
- Lack of community awareness is the second most reported barrier to inclusion 55%.
- Local policies are the third most reported barrier to inclusion 36%.

Refer to question 15 page 13 for focus group feedback.

18. To what degree do you think the following groups are accepted in Sharaah?

Least accepted groups in society

- 14% of the community said that other religions are rarely accepted.
- 14% of the community said that persons with disabilities are rarely accepted.
- 13.4% of the community said that other tribes were rarely accepted.

COMMUNITY SERVICES

19. How would you rate these municipal related services?

Municipal services

- Only 18% rated general municipal services as 'bad'.

20. Are there issues with the following services in your community?

Worst services (including those who selected those services as non-existent)

- Water- 115 noted that this service is either as problematic or does not exist.
- Transportation- 111 noted that this service is either as problematic or does not exist.
- Cleanliness- 91 noted that this service is either as problematic or does not exist.
- Electricity- 70 noted that this service is either as problematic or does not exist.
- Government services-70 noted that this service is either as problematic or does not exist.

Focus group

- The water in this area is undrinkable. A research found that drinking the water here would lead to major health implications. The only use of the water is for domestic cleaning purposes.
- There is no regular program for water distribution in the area. It come two times a week but does not reach all the homes. Families with connections are able to be better serviced.
- Poor maintenance of pipes and water, there was one pipe which was broken for weeks and was not fixed.
- Garbage is collected every two days. The area is actually very clean and are well equipped.

Relevant institutions

- Three institutions said they provide services related to water safety.

21. How reliable and safe is the infrastructure in Sharaah?

Least reliable & safe forms of infrastructure

- Safe/reliable water- 143 reported that water was unreliable and unsafe, making it the greatest infrastructural problem.
- Sewage/plumbing- 114 reported that sewage/plumbing was very poor, making it the second worst infrastructural problem.

Focus group

- There is no sewage system, there are only cesspits which are not very hygienic.

Relevant institutions

- Three institutions reported providing water safety services.
- Three institutions reported providing sewage control.

22. Are these issues in your community?

Top pollution/resource related issues in the community

- Water scarcity- 120 rated this as one of top two pollution/resource issues in Sharaah.
- Desertification- 105 rated this as one of top two pollution/resource issues in Sharaah.

Relevant institutions

- Three institutions said they provide services related to water safety.
- Three institutions reported providing farming services and two provided renewable energy services.

5. Analysis Tables:

COMMUNITY SURVEY ANALYSIS

% 29 & under	% 30 & over
60%	40%
%Males	%Females
29%	71%

Jordanian	Syrian	Other
97	1	1

Q1: How would you rate the following youth outlets in your community?					
Options	Good	Average	Bad	I don't know	Doesn't exist
Library	29	28	49	21	44
Entertainment (movie theater, public parks, café, internet café)	27	39	46	20	39
Disability-friendly public places	38	31	49	28	25
Spaces for youth to gather (CBOs, parks, municipality space, schools)	36	36	39	30	30
Spaces for women to gather (houses, mosques, café, clubs)	43	39	35	27	27
Organized activities (@CBOs, @NGOs, youth leaders)	36	46	36	29	24
Learning opportunities in the community (outside school)	55	36	35	22	23
Sports (basketball/football /swimming)	61	41	33	19	17
Sport teams/competitions (football team/basketball/swimming)	66	41	33	16	15
Youth clubs and associations	62	45	28	19	17
Spaces for men to gather (streets, houses, café, mosques, clubs)	62	42	27	29	11

Q2: How accessible are these following out of school services in your community?				
Options	Always accessible	Sometimes	Never accessible	Doesn't exist
Art, music, theatre activities	27	44	49	51
Other educational resources (scholarship & application info)	31	41	47	52
Business resources (grants, business plan, financial guidance)	32	41	50	48
Employment skills training	39	54	42	36
Access to computers at computer center	44	52	48	27
Debates/Structured Youth Conversations	42	57	36	36
Internet knowledge station	46	55	31	39
Computer center	44	64	34	29
Computer courses	57	55	37	22
Life skills/activities (communication, teamwork)	48	64	33	26
English language courses	64	57	33	17

Q3: Have you heard or been part of (participated in) the following programs in your community?	
Options	Yes
Community radio	28
NGO-CBO guidance/counselling activities	64
Mentorship (psychological, career)	72
Girl scouts	73
Boy scouts	91
Religious guidance/counselling	110

Q4: Does your community provide the following to assist the process of entering the workforce?				
Options	Yes	Somewhat	No	I don't know
Entrepreneurial support	23	33	71	44
Job fairs	18	35	69	49
Career counseling	44	35	63	29
Volunteering in the workforce	42	41	51	37
Vocational training	65	37	49	20
Training for job placement	56	42	46	27
Internships	68	44	41	18

Q5: Which places do youth gather when in your community? Select all that apply.	
Options	Count
Attendance	89
Violence/-bullying	66

Overcrowded	44
Teacher-student-relationship	42
Poor-quality-education	38
Student-to-student-relationship	37
Drop-outs	37
Teacher-parent-relationship	35
Too-many-school-related-expenses	33
Infrastructural-issues	27
Bad-curriculum	25
Limited-or-restricted-transportation	23
No-support-for-people-with-learning-difficulties	22

SCHOOL EDUCATION ENVIRONMENT

Q6: In your opinion what are the three most important issues in schools (in your community)?

Options	Count
Attendance	291
Violence/-bullying	179
Overcrowded	115
Poor-quality-education	93
Student-to-student-relationship	84
Teacher-student-relationship	71
No-additional-subject-support	59
Teacher-parent-relationship	58
Bad-curriculum	43
Drop-outs	42
Too-many-school-related-expenses	37
Limited-or-no-access-to-school-facilities-(locked)	34
No-support-for-people-with-learning-difficulties	26
Limited-or-restricted-transportation	24
Infrastructural-issues	24
Distance-from-my-home-or-community	22
Late-school-shift-for-students-	15
Other	1

Q7: What do you consider the top three issues with school services in your community?

	Count
Lack-of-tutoring	110
Poor-learning-conditions	85
Lack-of-mentoring/counseling-(feeling-connected-to-the-school-environment)	68
After-school-activities	67
Lack-of-sports	50
Lack-of-subject-matter-choices-(Vocational-training,-computer,-English)	46

Lack-of-private-student-to-teacher-time	41
---	----

Q8: Have you or has someone you know experienced these safety related issues in school in your community?

	Yes
Bullying (physical/verbal)	89
Unsafe conditions (infrastructural)	75
Safety issues to/from school	75
Physical abuse (by students and/or teachers)	71
Harassment (from students &/or teachers)	47

Q9: Have you or someone you know experience the following school issues in your community?

	Frequently	Sometimes	Rarely	I don't know
Poor maintenance	42	64	51	14
Not enough space in classroom	46	54	50	21
Unhygienic	36	60	62	13
Violence, bullying, harassment	35	58	46	32
Inadequate bathrooms	48	44	58	21
Disconnectedness to school environment	36	51	53	31
Understaffed	36	48	69	18
Lack of equipment (books, recreational equipment, computers)	31	53	54	33
Unsafe conditions (bad wiring, infrastructure)	33	44	71	23
Teachers lacking experience	22	55	66	28
Low quality education	19	58	66	28

10. Have you or has someone you know experienced these barriers to schools in your community?

	Frequently	Sometimes	Rarely	I don't know
No assistance for people with learning difficulties	44	47	49	31
Transportation/ location of the school	42	40	57	32
Financial reasons (uniform, books, tuition)	35	61	55	20
Lacks accessibility for persons with disabilities	32	52	53	34
Need to work to support family	26		58	32
Stray animals	25	33	83	30
Parents/family situation (not allowed by family/spouse)	24	59	67	21
Need to take care of siblings/children/ elderly	23	51	66	31

11. Do the following exist in schools in your community?

	Yes
Student-led extra -curricular activities	99

School improvement activities	109
School leadership (student council)	115
Volunteering activities	115

HEALTH

12. Please select three of the following that you consider the most important for youth	
	Frequency
Drugs	126
Smoking	123
Nutrition	75
Alcohol	74
Health-education	44
Environmental-problems	34
Physical-activity	34
Obesity	21
Drugs	126

13. Do you consider the following to be problems in your local health facilities?			
	Majorly problematic	Not problematic	Do not know
Availability of equipment	101	44	26
Availability of specialized physicians	90	50	31
Availability of Pharmacy/medication	88	48	35
Limited operating hours	87	62	22
Lack of hygiene	82	62	27
Low quality of service	80	48	43
High number of patients	77	59	35
Lack of staff capacities	75	56	40
Availability of mental health services (psychologist, institute)	74	44	53

14. Which of the following do you consider barriers to health care in (name of community) (choose 2-3)	
	Frequency
Financial barriers	98
Unable to reach the health facility	73
Capacity of the center	69
Delays in receiving care	58
Services needed yet unavailable	57
Discrimination-(gender,-tribe,-origin)	53
Female-related-health-challenges	50
Unsure-what-services-are-available	7

SOCIAL ENVIRONMENT

15. Have you or has someone you know experience the following issues in your community?

	Yes	Sometimes	No
Bullying (Neighborhood/work)	35	69	67
Gender bias (towards females)	33	78	60
Verbal/emotional/ psychological abuse (partner/family)	30	68	73
Physical abuse (partner/family)	18	76	77
Physical harassment (workplace/community)	13	48	110
Sexual harassment (workplace/community)	11	37	123

INCLUSION

16. Do you feel that in your community there equal access to activities/facilities for males & females?

Yes %

63%

17. Which of the following have you considered barriers to inclusion (persons with disabilities, refugees, women) in (name community)?

	Count
Social-norms	103
Lack-of-community-awareness	94
Racism/sexism	62
Local-policies	57
Infrastructure-(disabilities)	53
Individual-perceptions-and-biases	43
Laws-&-legal-framework	30
None-of-the-above	6

18. To what degree do you think the following groups are accepted in (name of community)?

	Frequently	Sometimes	Rarely	I don't know
Other Religions	92	36	24	19
People with disabilities	98	41	24	8
Other tribes	94	33	23	21
Refugees	92	48	21	10
Children of divorced parents	109	31	21	10
Other nationalities	90	52	19	10
Persons of other social classes	87	43	19	22
Divorcees	99	48	19	5
Persons of other educational backgrounds	86	37	18	30
Orphans	124	29	13	5

COMMUNITY SERVICES

19. How would you rate these municipal related services?

	Good	Neutral	Bad	I don't know
General municipal services	93	33	30	15
Providing official documents	99	33	20	19
Providing municipal licenses (building, business, sidewalks)	100	46	19	6

20. Are there issues with the following services in your community?

	Yes	No	Doesn't exist	I don't know
Water	97	42	18	14
Transportation	88	37	23	23
Cleanliness	70	61	21	19
Electricity	70	63	17	21
Children Daycare	56	61	27	27
Garbage collection	55	71	28	17
Government Services	53	72	27	19
Roads & Sidewalks	49	84	22	16
Elderly Services	46	66	37	22
Access to Internet	43	47	34	47
Promotion of tourist places	41	44	25	61
Sustainable energy	36	48	28	59

21. How reliable and safe is the infrastructure in (name of community)?

	Excellent	Average	Very poor	Doesn't exist
Safe/reliable water	31	42	82	16
Sewage/ Plumbing	26	54	56	35
Street lights	73	58	29	11
Electricity	56	66	29	20
Roads	55	71	28	17
Bridges	38	50	28	55
Buildings	51	72	25	23

22. Are these issues in your community?

	Yes	No	I don't know
Water scarcity	120	36	15
Desertification	105	48	18
Litter	77	71	23
Waste Management (sewage, chemicals, contaminants)	77	60	34
Air pollution	64	86	21

INSTITUTIONAL SURVEY ANALYSIS

Number of Institutions in Al-Sharaah 17

Types of Organizations	
Non-Profit	4
Governmental	11
Religious	2

Closest type of transportation	
Walking	7
Taxi	5
Walking & bus	2
Walking & taxi	1
Others	2

Fees for services	
Yes	4
For some services	5
No	8

Youth Development	
Art & Music Activities	1
Cultural Activities	5
Theatre	2
Summer Camps	1
Edu.Support- Tutoring	4
Edu.Support- Financial Aid	1
Edu.Support- Scholarship	0
Religious Services & Education	4
Life Skills Training	4
Computer	3
On Job Training	2
Vocational	3
Internship	1

Employment Skills	0
Business Development	1
Debates	1
Volunteering Opportunities	0
Football Training	0
Football Teams	2
Swimming Training	0
Competitions	1
Athletes Support	1
Leadership- Boy Guides	1
Leadership- Girl Guides	0
Youth Mentorship	4

Spaces for Youth Development	
Community/Youth Centers	3
Club	2
Football Field	2
Playground	2
Parks	2
Pool	1
Sports Facilities	1
Library	2
Movie Theater	0
Museum/Cultural Centers	0
Amusement Park	0
Restaurants	1
Coffee Shops/Café's	3
Municipal Spaces/Halls	4
Meeting Space	0

Educational Environment	
After School Programs	3
Education- Secondary/Middle School	1

Alternative High Schools	0
Colleges/Universities	0
Computer Training	3
Learning Difficulties in Early Childhood	0
Learning Difficulties	0
Person with Disability	0
Tutoring	3
Student Exchange	1
Other	1

Health	
Family Planning	4
Health Awareness Campaigns	5
Dental Clinic	5
Family Health Clinic	2
Specialized Health Clinic	2
Public Hospital	1
Mental Health Services	1
Pediatric Care	3
Pre Natal Care	3
Health Insurance	3
Drugs Rehabilitation Centers	1
Other	0

Social Environment	
Women support	4
Anti-Corruption Association	1
Family Support Services	1
Family Concern's Centers	1
Charity	6
Other	0

Inclusion	
Sr. Citizens Services	1
Orphan Shelters	2

Refugee Services	3
Persons with Disability Services	4
Learning Support Person w/Disability	1
Learning Support Learning Difficulties Services	3
Other	0

Community Services	
Water Safety	3
Pollution Control	2
Street Maintenance	4
Sewage Control	3
Farming	3
Sustainable Agriculture	1
Renewable energy	2
Internet Access	3
Public Officials and Offices	4
Community Development	7
Other	0

Other Programs Services	
Daily Nurseries	1
Day Care Kindergarten	1
Day Care School Age	0
Parenting Assistance	0
Sponsor Special Events/Activities	0
Event Organizing	1
Other	2

Services for Education Incompleters	
Reading, writing and math skills	4
Developing practical and vocational skills	5
Providing job opportunities	5
Youth Counseling	6
Life Skills	5

We don't offer any services for youths who didn't complete their education	6
Other	0

Needs of youth that did not complete their education		
Need 1	Need 2	Need 3
Talent development	Life skills training	Work opportunities
Vocational training		
Vocational training	economic support	development projects
Life skills training	Computer course	Overcoming shame related to certain jobs
Economic support	Self-development	courses
Learning opportunities	Work opportunities	culture
culture	courses	mentorship and care
Football field	Entertainment	Life skills training
Football field	Entertainment	Entertainment
Work opportunities	Small business management	Teach crafts
Work opportunities	Learning opportunities	Initiatives
Special Needs room	Literacy	Literacy

No. of beneficiaries/month	
1-25	4
26-50	4
51-100	2
101-200	1
201-500	1
501-1000	0
Do not offer services for youth	5

Do you have adequate facilities and resources to meet the demands of all youth who seek services from your organization?	
Yes	10
No	4
Does not offer any youth services	3



FOCUS GROUP QUESTIONS

1. Which of these are a priority for your community?
2. Why does this happen/exist?
3. Why is this important?
4. What are the other things happening (issues by this) because of this?
5. Who else is responsible for this?
6. What has been done in the past to resolve/address this?

Probe:

- Are the activities/initiatives that addressed this issue? Why did they not work?
- If yes, what parts were effective, and what parts were not effective?
- Are there reasons why this service/resource does not exist that you are aware of?
- What are more specific barriers?
- Are there any other ideas?