



**USAID**  
FROM THE AMERICAN PEOPLE

**JORDAN**

# USAID YOUTH POWER ACTIVITY Community Asset Mapping Analysis Report – Eil

Date: 9/23/2019

## ACRONYMS

CAM	Community Asset Mapping
CBO	Community Based Organization
MEL	Monitoring, Evaluation and Learning
USAID	U.S. Agency for International Development
YP	Youth Power

## TABLE OF CONTENTS

<b>TABLE OF CONTENTS</b>	<b>3</b>
<b>I. INTRODUCTION</b>	<b>4</b>
<b>PURPOSE</b>	<b>4</b>
<b>METHODOLOGY</b>	<b>4</b>
<b>2. Demographic Information</b>	<b>5</b>
<b>4. Main Findings</b>	<b>8</b>
<b>YOUTH DEVELOPMENT</b>	<b>8</b>
<b>SCHOOL/EDUCATIONAL ENVIRONMENT</b>	<b>10</b>
<b>HEALTH</b>	<b>12</b>
<b>SOCIAL ENVIRONMENT</b>	<b>13</b>
<b>INCLUSION</b>	<b>14</b>
<b>COMMUNITY SERVICES</b>	<b>15</b>
<b>5. Analysis Tables:</b>	<b>16</b>
<b>COMMUNITY SURVEY ANALYSIS</b>	<b>16</b>
<b>INSTITUTIONAL SURVEY ANALYSIS</b>	<b>24</b>
<b>FOCUS GROUP QUESTIONS</b>	<b>29</b>

## I. INTRODUCTION

---

### PURPOSE

The community asset mapping (CAM) assessment uses a three-fold strategy. Firstly, an institutional mapping tool which consists of a survey that identifies stakeholders/entities, their role in the community, and their service provision. Secondly, a community mapping tool; a survey that aims to capture the community's needs and barriers. Thirdly, a focus group discussion with youth to digest the results from the two surveys, and identify unique opportunities and challenges in the community that may have not been fully captured. The process of mapping is guided by youth, designed to enhance their agency, self-efficacy, and initiative programming.

### METHODOLOGY

Community asset mapping tools were designed and developed on tablets, for mobile data collection, by the USAID YouthPower MEL team. Data is collected through two types of surveys, and a focus group. The surveys are framed around six main categories which aim to capture a holistic experience of the youth in the community:

1. Youth development
2. Educational environment
3. Health
4. Social environment
5. Inclusion
6. Community services

The institutional mapping survey is used on any institution in the area to inquire about their services, resources, and challenges. The second is a community mapping survey used to investigate the challenges, barriers, importance, and quality of services and resources in the community. This survey included anyone from the community irrespective of their age.

249 youth from Eil are trained on collecting data for the community asset mapping. All the youth are trained on how to conduct both mapping surveys. Youth are then split into groups of six, with one youth leader functioning as a focal point for each team. Each team is assigned a section of their community to map over the upcoming three days. The training in Eil took place on the 6<sup>th</sup>- 7<sup>th</sup> of August, 2019 and mapping surveys were conducted.

The results from the two mapping surveys are preliminary analyzed to guide a focus group discussion with youth from the community, gaining deeper insight on their priority issues. The focus group was conducted on 22<sup>nd</sup> of August, 2019.

The CAM report is a compilation of all the results and analysis.

## 2. Demographic Information

---

**Governorate:** Maan

**District:** Eil

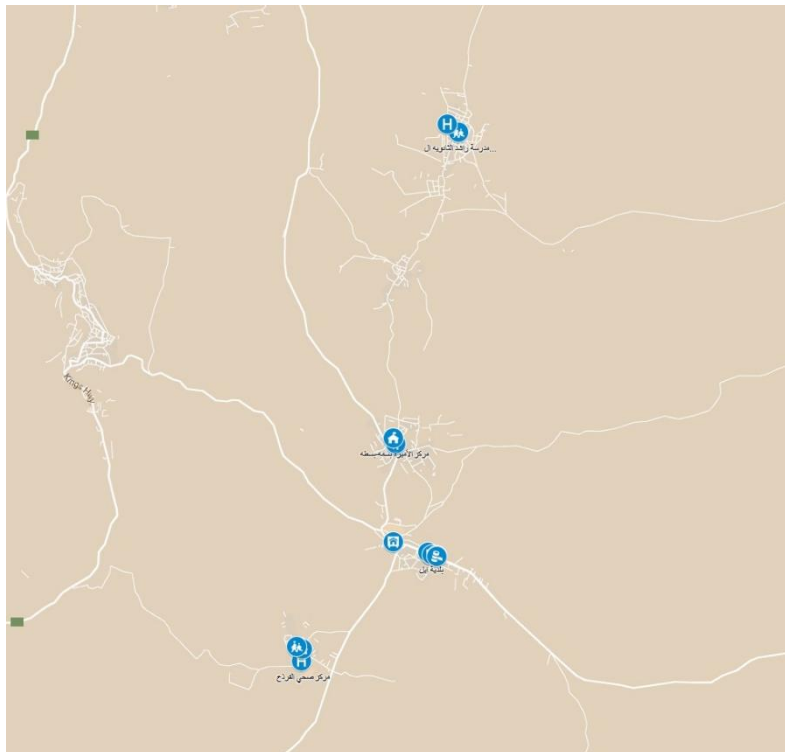
**Institutional sample size:** 18 institutions

**Community sample size:** 249 participants

**Number of mappers:** 28 participants

**Focus group size:** 16 participants

*All participants were Eil City residents.*



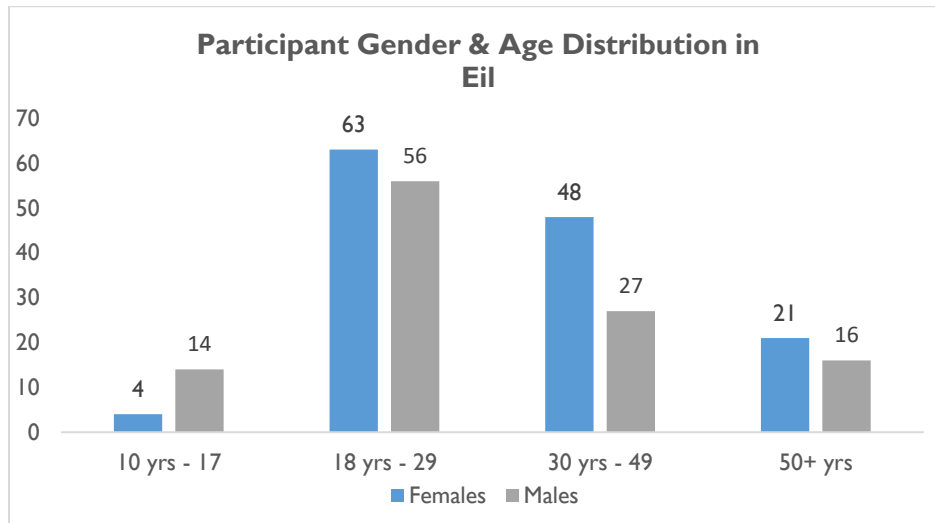
## 3. Overview:

Below is a general overview of the results:

- The nationalities surveyed for through the Community Mapping Survey:
  - 98% Jordanian
  - 0.5% Syrian

- 0.5% Palestinian
- 1% Other
- The age group surveyed ranged from 11-90 years, 55% of the sample were under than 29 years old.
- 54.6% females & 45.4% males.

Below are the sex & age distribution:



The Community Mapping Survey indicated that there are various issues which are of major concern or are majorly problematic for the community. Below is a list of the highest rated issues of concern, however, initiatives of youth should not be limited to the issues listed below:

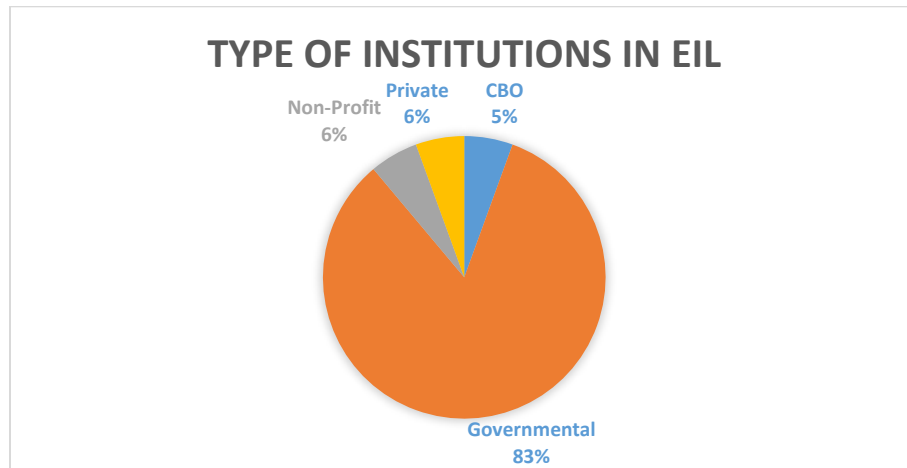
1. The need for recreational spaces, or activities is critical. There is a park which closed down in the Al-Farkh which maybe a resource.
2. Research skills and web searching skills are critical, youth are unaware of numerous resources that are available online.
3. The youth center is inactive and youth expressed the importance of turning it into a youth hub.
4. There is an archaeological site which is not known in this area, which could bring tourism.
5. Afterschool extracurricular activities that could develop youth are in dire need.
6. Female exclusion is seen in public spaces, opportunities, and even community meetings.
7. Bullying is a recurring theme throughout the results.
8. Safety from speeding cars on routes which students use to reach school is needed. Meaning speed bumpers and improving the sidewalks on student routes.
9. Raising awareness about issues is critical, youth expressed the importance of leveraging social media networks to produce content about important topics.

10. Basic health care services such as an X-ray is needed in this community as to not have to drive to Maan Hospital.

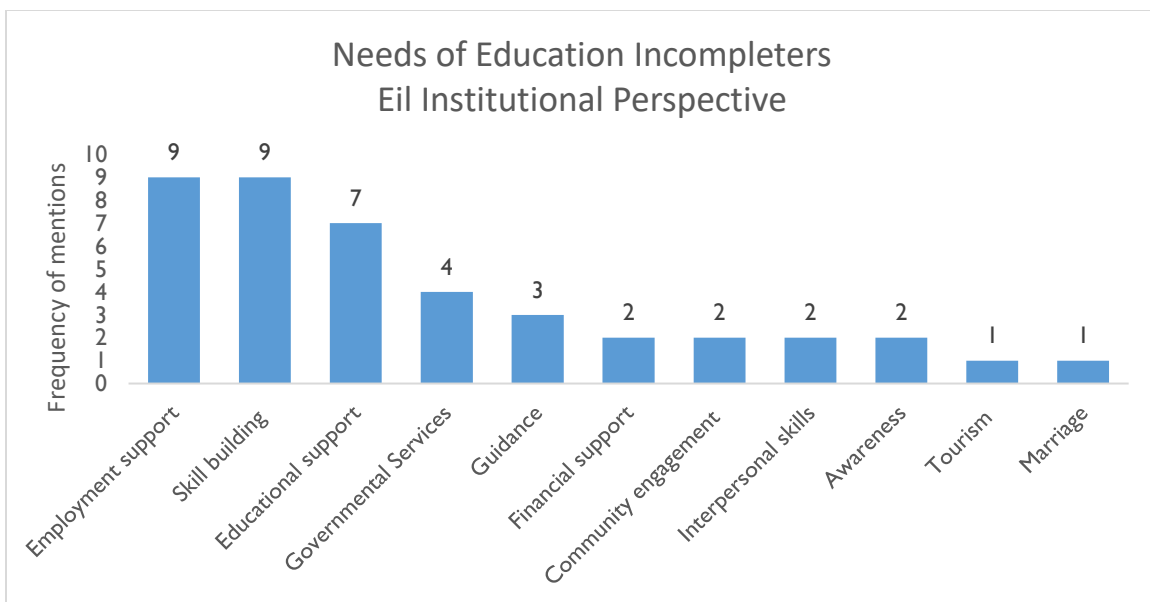
11. Youth are interested in alternative power, however face challenges with the current solar power system.

A total of 18 institutions were found by the 28 mappers in Eil.

Below is the distribution of institutions based on type:



The institutional mapping survey asked what are the needs of youth that did not complete their education. Using cluster analysis the following themes appeared:



## 4. Main Findings

---

This report uses the outline of the community mapping survey and inserting the relevant information from the institutional mapping results and the focus group discussion. It is broken down into six categories:

1. Youth Development
2. Educational Environment
3. Health
4. Social Environment
5. Inclusion
6. Community Services

### YOUTH DEVELOPMENT

#### 1. How would you rate the following youth outlets in your community?

##### Youth outlets which need the greatest improvement

- Entertainment (movie theater, public parks, café, internet café)- 34.5% rated entertainment as a youth outlet in need of the greatest improvement.
- Sports (basketball/football/swimming)- 21.3% rated this as the youth outlet with the second greatest need for improvement.
- Sport teams/competitions (football team/basketball/swimming)- 21% rated this as the youth outlet with the third greatest need for improvement.

##### Focus group feedback

- When it comes to entertainment, youth are disregarded due to the small size of the community. With only 12 thousand persons in the community, the importance of outlets is dismissed.
- Youth underscored the importance of recreational activities such as camping with a specific focus on youth who are 15 years and under. Youth also stressed the importance of having seminars and courses to aid them through their development.
- Females spaces are non-existent, this is a manifestation of living in a patriarchal society, however youth of both genders stressed the importance of this.
- Youth role in their own society is marginalized, where their voices are simply ignored. They are told consistently that they cannot be part of problem solving, that it is the role of the elders of tribes.
- There are a few spaces for males to exercise however require a registration fee. The ones that are free need a lot of maintenance.
- There is one sports academy but it requires a fee.





- Youth mentioned that they would like to develop one of their archaeological sites to attract more tourists.

## **2. How accessible are these following out of school services in your community?**

### **Out of school services that are least accessible or do not exist**

- Internet knowledge station- 57% said this is not accessible.
- Other educational resources (scholarship & application info)- 53% said this is not accessible.
- Access to computers at the computer center- 51.5% said this is not accessible.

### **Focus group feedback**

- Youth noted that the internet knowledge station is located in Eil, as are governmental and municipal departments. However, Eil is affiliated with five villages which are far from the center. Therefore youth from these five villages are unable to benefit from the internet knowledge station due the distance and lack of transportation. Youth suggested using school computer labs to provide trainings accessible in the knowledge station as to ease the challenge of transportation.
- Youth noted the need for a printing space. When youth have university or school assignments there are no spaces to print projects.
- Scholarships in this area are usually military/army based scholarships. Those who do not have a parent in the army, noted that the conditions for grants are too many that youth are reluctant to apply.

## **3. Have you heard or been part of (participated in) the following programs in your community?**

### **Least heard/part of guidance and counselling programs in the community**

- Community radio- 73% did not hear/were a part of it.
- Girl scouts- 61.5% did not hear/were a part of it.
- NGO-CBO guidance/counselling activities- 61% did not hear/were a part of it.

## **4. Does your community provide the following to assist the process of entering the workforce?**

### **Least used assistance to enter the workforce**

- Job fairs- 50% said that this service was not provided in Eil.
- Entrepreneurial support- 33% said that this service was not provided in Eil.
- Volunteering in the workforce- 31% said that this service was not provided in Eil.
- Career counselling-31% said that this service was not provided in Eil.

### **Focus Group Feedback**

- The majority of employment opportunities in this area are military. Therefore there are only army sign up events rather than job fairs.

- Employability skills are never taught to youth. None knew how to write a professional CV or to apply through online platforms that expand beyond social media platforms such as Facebook and Instagram.
- There is no institution or persons that provide any career guidance and mentorship.
- Entrepreneurship is also non-existent. Youth do not have anyone that can guide them through the application process or even where to apply. This underscores a need to be better taught how to search the web effectively and gain awareness on the opportunities available.
- Youth with entrepreneurial ideas were afraid that their ideas would be stolen, indicating a lack of trust in any system.

**5. Which places do youth gather when in your community? Select all that apply.**

**Least used spaces by youth**

- Municipal spaces/halls- only 16% said that youth gather in municipal spaces/halls.
- CBOs- only 18% said that youth gather in community based organizations.

**Most used spaces by youth:**

- Coffee shops or cafes- most youth gather in coffee shops/cafes. 61.5% of participants selected this space.
- Football fields- 51.5% of participants said that youth in football fields.
- Community centers/ youth centers- 61% of participants said that youth gather in community centers/youth centers.

**Focus Group**

- CBOs do not expand their opportunities to the community, but rather have a select group of individuals who are favored among others.
- There used to be a park in the Al-Farkh area however it was closed down.
- The youth center is inactive with no trainings occurring.
- Youth felt indifferent to the municipal halls, that provided them no support, and when youth were interested in using the space for an initiative it required payment. The youth furthermore felt as if taken advantage of by the board, doing work without pay or appreciation.

**SCHOOL/EDUCATIONAL ENVIRONMENT**

**6. In your opinion what are the three most important issues in schools (in your community)?**

**Most important issues in school**

- Attendance- 51.5% of the community said that attendance is one of three most important school issues.
- Teacher-student relationship - 38% of the community said that the teacher-student relationship is one of three most important school issues.

- Teacher-parent relationship- 32.5% of the community said that the teacher-parent relationship is one of three most important school issues.

### **Focus Group Feedback**

- Preferential treatment is for children of teachers or the principal.
- Teachers need further training to become effective educators which leaves students uninterested in coming to school.
- The parent-teacher interaction is non-existent. Parents are not informed and are often are uninterested in knowing what is going on in schools.

### **7. What do you consider the top three issues with school services in your community?**

#### **Top three issues in school services**

- Poor learning conditions- 56% when given a list of issues said that this is a top issue in school.
- Lack of tutoring- 49% when given a list of issues said that this is one of the top issue in school.
- Lack of sports- 42% when given a list of issues said that this is one of the top issues in school.

### **Focus Group Feedback**

- Youth were exhausted of the classic teaching methods, feeling that they are ineffective.
- Teachers only provide additional learning support outside of regular class times, if paid.

### **8. Have you or has someone you know experienced these safety related issues in school in your community?**

#### **Most recurring issues related to safety in schools**

- Bullying (physical/verbal)- 42% selected this as a frequently recurring safety issue in schools.
- Unsafe conditions (infrastructural)- 39% selected this as a frequently recurring safety issue in schools.
- Safety issues to/from school- 39% selected this as a frequently recurring safety issue in schools.

### **Focus Group Feedback**

- Bullying occurs on all levels, whether it is student to student, or student to teacher, or teacher to student.
- Counselors are ineffective in schools, they lack of experience and knowledge in problem solving. Students are afraid that counselors may divulge their information to their parents.

### **9. Have you or someone you know experience the following school issues in your community?**

**Most frequent general issues in schools**

- Poor maintenance- 33% selected this as a frequently occurring issue in schools.
- Lack of equipment (books, recreational equipment, computers)- 31% selected this as a frequently occurring issue in schools.
- Unhygienic- 28% selected this as a frequently occurring issue in schools.

**10. Have you or has someone you know experienced these barriers to schools in your community?****Top three barriers to education**

- Transportation/location of the school- 45.5% selected this as one of the top three barriers to education.
- Stray animals- 28% selected this as one of the top three barriers to education.
- Need to work to support their family- 24% selected this as one of the top three barriers to education.

**Focus Group Feedback**

- The streets are in need of maintenance. Due to poor transportation many youth walk to school, however many people drive at a high speed putting student's lives at risk. Youth suggested more speed bumps on roads that are often used by students, and to create a suitable sidewalk.

**11. Do the following exist in schools in your community?****The least available student development activities in schools**

- Student led extracurricular activities- 53% participants said this does not exist.
- School improvement activities- 43% participants said this does not exist.

**Focus Group Feedback**

- Sport classes are replaced with Math, and Science classes. In fact there is no space for activities unless inside classrooms.
- Extracurricular activities somewhat exist, such as olive picking and cleaning. However are extremely limited and do not grow the students abilities.

**HEALTH****12. Please select three of the following that you consider the most important for youth.****Most important health related topics for youth**

- Nutrition- 64% rated this in their top four most important issues.
- Health education- 44% rated this in their top four most important issues.
- Environmental problems- 43% rated this in their top four most important issues.
- Smoking- 41% rated this in their top four most important issues.

### **Focus Group Feedback**

- Smoking is expected since youth lack outlets, and jobs. In addition, having unemployed in the streets, increases the likelihood that students deviate from their educational path.
- Social networking applications and groups mothers educate each other about the nutritional requirements of their children. There is also a mother care section in the health clinic.
- A major environmental problem is the spread of insects in the area due to the landfill that is very close to the residential area.

### **13. Do you consider the following to be problems in your local health facilities?**

#### **Most problematic issues in Eil's local health facilities**

- Low quality of service – 59% rated this as majorly problematic.
- Availability of equipment – 55% rated this as majorly problematic.
- Availability of specialized physicians- 48% rated this as majorly problematic.
- Lack of staff capacities- 45% rated this as majorly problematic.

### **Focus Group Feedback**

- Healthcare practitioners do not comply to working hours.
- Staff need training in nursing and patient care.
- Basic equipment such as a X-ray machine does not exist, the community must drive to the Maan hospital to have the most basic health necessities done.

### **14. Which of the following do you consider barriers to health care in Eil (choose 2-3).**

#### **Top barriers to health care**

- Financial barriers- 55% said that financial barriers is one of the top three barriers to health care.
- Unable to reach a health facility- 54% said reachability of health facilities is also a top barrier to health care.
- Services needed yet unavailable- 53% said that the availability of services was the third greatest barrier to health care.

## **SOCIAL ENVIRONMENT**

### **15. Have you or has someone you know experience the following issues in your community?**

#### **Most frequent community issues related to the social environment**

- Bullying (neighborhood/work)- 51% reported that they/someone they know experienced bullying.



- Verbal/emotional/ psychological abuse (partner/family)- 51% reported that they/someone they know experienced non-physical abuse.
- Gender bias (towards females)- 48% reported that they/someone they know experienced gender bias.

### **Focus Group Feedback**

- Bullying nowadays takes various forms, such as cyberbullying. Youth noted that social media should be used to raise awareness about bullying, and promote problem solving.

## **INCLUSION**

### **16. Do you feel that in your community there equal access to activities/facilities for males & females?**

50% said that males and females do not have equal access to activities/facilities.

### **17. Which of the following have you considered barriers to inclusion (persons with disabilities, refugees, women) in Eil?**

#### **Top barriers to inclusion**

- Social norms is the most reported barrier to inclusion 55%.
- Local policies is the second most reported barrier to inclusion 53%.
- Lack of community awareness is the third most reported barrier to inclusion 37%.

#### **Focus Group Feedback**

- Customs and traditions place many barriers for females to be better integrated into society.
- There needs to be a change in culture, and address various customs and traditions.
- Community meetings occur occasionally however females are always excluded.
- Youth underscored the importance of leveraging social networks to create change in perceptions.

### **18. To what degree do you think the following groups are accepted in Eil?**

#### **Least accepted groups in society**

- Other tribes were the least accepted group with 33% saying that they are rarely accepted.
- Refugees were the second least accepted group with 20% saying that they are rarely accepted.
- Other nationalities were the third least accepted group with 18% saying that they are rarely accepted.

#### **Focus Group Feedback**

Discrimination is prevalent in municipal services. Certain tribes are able to get better services while others not at all.

## **COMMUNITY SERVICES**

### **19. How would you rate these municipal related services?**

#### **Municipal services which need the most improvement**

36% rated general municipal services as 'bad'.

#### **Focus Group Feedback**

The municipality continuously says that there is no budget to improve the community services.

### **20. Are there issues with the following services in your community?**

#### **Services which need most improvement**

- Transportation- 64% said that this is a top issue in Eil.
- Water- 55.4% said that this is a top an issue in Eil.
- Cleanliness- 41% said that this is a top issue in Eil.
- Roads & sidewalks- 41% said that this is a top issue in Eil.

#### **Focus Group Feedback**

- There are 13 water wells in this community however only 6 of them are effective, leaving many parts of community suffering from water shortages.
- Streetlights are weak even in areas that are lively.

### **21. How reliable and safe is the infrastructure in Eil?**

#### **Least reliable & safe forms of infrastructure**

- Buildings- 35% reported the buildings being unsafe and unreliable.
- Safe/reliable water- 29% reported that water is unsafe and unreliable.
- Electricity- 29% reported that electricity is unsafe and unreliable.

#### **Focus Group Feedback**

Solar cells require maintenance after a year. The electricity authority prohibits the use of batteries to store electricity. An alternative must be found for this issue.

### **22. Are these issues in your community?**

#### **Top three pollution/resource related issues in the community**

- Litter- 63% rated this as a top pollution/resource issue in a Eil.
- Water scarcity- 63% rated this as a top pollution/resource issue in Eil.
- Waste management- 39% rated this as a top pollution/resource issue in Eil.

#### **Focus Group Feedback**

- There are insufficient bins in the Rashid village which is part of Eil.

- There is no regularity in the trash collecting process.
- A Canadian organization began a recycling process in schools however it was not sustained, and ended up being a onetime event.

## 5. Analysis Tables:

### COMMUNITY SURVEY ANALYSIS

% 29 & under	% 30 & over
55%	45%
%Males	%Females
54.60%	45.40%

Jordanian	Syrian	Palestinian	Other
244	1	1	3

<b>Q1: How would you rate the following youth outlets in your community?</b>					
Options	Good	Average	Bad	I don't know	Doesn't exist
Entertainment (movie theater, public parks, café, internet café)	27	50	86	29	57
Sports (basketball/football /swimming)	73	64	53	30	29
Sport teams/competitions (football team/basketball/swimming)	69	73	52	30	25
Spaces for youth to gather (CBOs, parks, municipality space, schools)	63	62	48	43	33
Learning opportunities in the community (outside school)	72	55	42	42	38
Disability-friendly public spaces	52	44	41	54	58
Organized activities (@CBOs, @NGOs, youth leaders)	60	71	39	42	37
Library	67	38	38	36	70
Youth clubs and associations	72	78	37	37	25
Spaces for women to gather (houses, mosques, café, clubs)	76	65	36	45	27
Spaces for men to gather (streets, houses, café, mosques, clubs)	94	64	31	37	23

<b>Q2: How accessible are these following out of school services in your community?</b>
---



Options	Always accessible	Sometimes	Never accessible	Doesn't exist
Business resources (grants, business plan, financial guidance)	Internet knowledge station	42	65	83
Other educational resources (scholarship & application info)	Other educational resources (scholarship & application info)	54	64	77
Computer courses	Access to computers at computer center	47	74	76
English language courses	Business resources (grants, business plan, financial guidance)	50	67	75
Employment skills training	Art, music, theatre activities	47	62	75
Access to computers at computer center	Computer center	51	71	71
Internet knowledge station	Employment skills training	58	74	71
Debates/ Structured Youth Conversations	Computer courses	56	79	68
Art, music, theatre activities	English language courses	50	95	60
Computer center	Debates/ Structured Youth Conversations	55	89	59
Life skills/activities (communication, teamwork)	Life skills/activities (communication, teamwork)	53	98	51

<b>Q3: Have you heard or been part of (participated in) the following programs in your community?</b>	
Options	Yes

Community radio	68
Girl scouts	96
NGO-CBO guidance/counselling activities	97
Mentorship (psychological, career)	103
Boy scouts	116
Religious guidance/counselling	169

**Q4: Does your community provide the following to assist the process of entering the workforce?**

Options	Yes	Somewhat	No	I don't know
Job fairs	24	39	124	62
Entrepreneurial support	44	57	83	65
Volunteering in the workforce	74	51	78	46
Career counseling	50	72	77	50
Training for job placement	77	53	73	46
Vocational training	82	60	70	37
Internships	101	55	62	31

**Q5: Which places do youth gather when in your community? Select all that apply.**

Options	Count
Community centers / Youth center	123
Coffee shops or cafes	153
Parks	66
Football playgrounds	128
Sports facilities	57
CBOs	45
Municipal spaces/halls	39
Private homes	52
On the street	119
Clubs	73
University	52
None	0
Other	0

**SCHOOL EDUCATION ENVIRONMENT**

**Q6: In your opinion what are the three most important issues in schools (in your community)?**

Options	Count
Attendance	128
Teacher-student-relationship	94
Teacher-parent-relationship	81
Student-to-student-relationship	72

Violence/-bullying	66
Overcrowded	65
Poor-quality-education	54
No-additional-subject-support	46
Too-many-school-related-expenses	36
Bad-curriculum	36
No-support-for-people-with-learning-difficulties	32
Drop-outs	28
Distance-from-my-home-or-community	27
Infrastructural-issues	21
Limited-or-no-access-to-school-facilities-(locked)	18
Limited-or-restricted-transportation	18
Late-school-shift-for-students-	6
Other	0

**Q7: What do you consider the top three issues with school services in your community?**

	Count
Poor learning conditions	140
Lack of tutoring	122
Lack of sports	104
Lack of mentoring/counseling (feeling connected to the school environment)	93
After school activities	91
Lack of subject matter choices (Vocational training, computer, English)	80
Lack of private student to teacher time	60

**Q8: Have you or has someone you know experienced these safety related issues in school in your community?**

	Yes
Bullying (physical/verbal)	104
Unsafe conditions (infrastructural )	97
Safety issues to/from school	97
Harassment (from students &/or teachers)	69
Physical abuse (by students and/or teachers)	65

**Q9: Have you or someone you know experience the following school issues in your community?**

	Frequently	Sometimes	Rarely	I don't know
Poor maintenance	66	78	75	30
Lack of equipment (books, recreational equipment, computers)	61	79	53	56
Unhygienic	56	86	66	41

Unsafe conditions (bad wiring, infrastructure)	54	89	68	38
Inadequate bathrooms	53	100	61	35
Not enough space in classroom	34	74	95	46
Understaffed	33	78	93	45
Low quality education	32	89	83	45
Disconnectedness to school environment	30	84	84	51
Violence, bullying, harassment	29	64	94	62
Teachers lacking experience	26	98	82	43

**10. Have you or has someone you know experienced these barriers to schools in your community?**

	Frequently	Sometimes	Rarely	I don't know
Transportation/ location of the school	90	71	53	35
Stray animals	56	89	65	39
Need to work to support family	47	78	73	51
No assistance for people with learning difficulties	40	66	79	64
Lacks accessibility for persons with disabilities	37	79	79	54
Parents/family situation (not allowed by family/spouse)	31	69	101	48
Need to take care of siblings/children/elderly	30	73	88	58
Financial reasons (uniform, books, tuition)	26	92	105	36
Transportation/ location of the school	90	71	53	35

**11. Do the following exist in schools in your community?**

	Yes
Student-led extracurricular activities	117
School improvement activities	143
Volunteering activities	161
School leadership (student council)	165

**HEALTH**

**12. Please select three of the following that you consider the most important for youth**

	Frequency
Nutrition	158
Health-education	110
Environmental-problems	108

Smoking	103
Physical-activity	88
Drugs	86
Alcohol	64
Obesity	58
Other	2

<b>13. Do you consider the following to be problems in your local health facilities?</b>			
	Majorly problematic	Not problematic	Do not know
Low quality of service	147	51	51
Availability of equipment	138	67	44
Availability of specialized physicians	119	87	43
Lack of staff capacities	111	75	63
Availability of Pharmacy/medication	105	95	49
Availability of mental health services (psychologist, institute)	103	85	61
Limited operating hours	98	107	44
Lack of hygiene	83	122	44
High number of patients	73	123	53

<b>14. Which of the following do you consider barriers to health care in (name of community) (choose 2-3)</b>	
	Frequency
Financial barriers	136
Unable to reach the health facility	135
Services needed yet unavailable	131
Capacity of the center	110
Delays in receiving care	78
Female related health challenges	72
Discrimination (gender, tribe, origin)	44
Unsure what services are available	3

## SOCIAL ENVIRONMENT

<b>15. Have you or has someone you know experience the following issues in your community?</b>			
	Yes	Sometimes	No
Bullying (Neighborhood/work)	63	65	121
Verbal/emotional/ psychological abuse (partner/family)	55	72	122
Gender bias (towards females)	49	71	129
Physical abuse (partner/family)	23	89	137

Physical harassment (workplace/community)	37	52	160
Sexual harassment (workplace/community)	33	49	167

## INCLUSION

<b>16. Do you feel that in your community there equal access to activities/facilities for males &amp; females?</b>
<b>Yes %</b>
49.8%

<b>17. Which of the following have you considered barriers to inclusion (persons with disabilities, refugees, women) in (name community)?</b>	<b>Count</b>
Local policies	132
Laws & legal framework	88
Infrastructure (disabilities)	83
Social norms	137
Individual perceptions and biases	61
Racism/sexism	78
Lack of community awareness	92
None of the above	7

<b>18. To what degree do you think the following groups are <u>accepted</u> in (name of community)?</b>	<b>Frequently</b>	<b>Sometimes</b>	<b>Rarely</b>	<b>I don't know</b>
Other tribes	58	49	83	59
Refugees	70	74	49	56
Other nationalities	68	87	45	49
People with disabilities	90	71	40	48
Persons of other social classes	97	72	40	40
Persons of other educational backgrounds	92	74	37	46
Children of divorced parents	80	85	36	48
Other Religions	83	86	33	47
Orphans	102	84	28	35
Divorcees	101	89	27	32

## COMMUNITY SERVICES

<b>19. How would you rate these municipal related services?</b>	<b>Good</b>	<b>Neutral</b>	<b>Bad</b>	<b>I don't know</b>
General municipal services	46	86	89	28
Providing municipal licenses (building, business, sidewalks)	78	109	41	21

Providing official documents	73	76	66	34
------------------------------	----	----	----	----

<b>20. Are there issues with the following services in your community?</b>				
	Yes	No	Doesn't exist	I don't know
Transportation	159	46	12	32
Water	138	59	42	10
Cleanliness	102	80	38	29
Roads & Sidewalks	102	85	41	21
Electricity	101	90	37	21
Garbage collection	91	99	40	19
Government Services	86	87	41	35
Access to Internet	81	74	48	46
Sustainable energy	76	76	46	51
Elderly Services	73	91	40	45
Promotion of tourist places	72	69	58	50

<b>21. How reliable and safe is the infrastructure in Eil?</b>				
	Excellent	Average	Very poor	Doesn't exist
Buildings	41	88	86	34
Safe/reliable water	43	84	71	51
Electricity	57	96	71	25
Street lights	73	87	70	19
Roads	49	108	68	24
Sewage/ Plumbing	44	74	52	79
Bridges	33	51	35	130

<b>22. Are these issues in your community?</b>				
	Yes	No	I don't know	
Litter	157	56	36	
Water Scarcity	157	51	41	
Air Pollution	97	124	28	
Waste Management	82	98	69	
Desertification	66	112	71	

## INSTITUTIONAL SURVEY ANALYSIS

Number of Institutions in Eil 18

Types of Organizations	
CBO	1
Governmental	15
Non-Profit	1
Private	1

Closest type of transportation	
Walking	8
Taxi	2



Bus	5
Others	1
Walking & taxi	1
Walking & Taxi & Bus	1

Fees for services	
Yes	7
Some require service fees	2
No	9

Youth Development	
Art & Music Activities	1
Cultural Activities	5
Theatre	0
Summer Camps	1
Edu.Support- Tutoring	4
Edu.Support- Financial Aid	3
Edu.Support- Scholarship	2
Religious Services & Education	3
Life Skills Training	2
Computer	4
On Job Training	3
Vocational	3
Internship	1
Employment Skills	3
Business Development	1
Debates	1
Volunteering Opportunities	3
Football Training	3
Football Teams	0
Swimming Training	0
Competitions	0
Athletes Support	1
Leadership- Boy Guides	0

Leadership- Girl Guides	0
Youth Mentorship	3

<b>Spaces for Youth Development</b>	
Community/Youth Centers	7
Club	4
Football Field	3
Playground	0
Parks	2
Pool	0
Sports Facilities	2
Library	1
Movie Theater	0
Museum/Cultural Centers	0
Amusement Park	0
Restaurants	3
Coffee Shops/Café's	3
Municipal Spaces/Halls	3
Meeting Space	1

<b>Educational Environment</b>	
After School Programs	2
Education- Secondary/Middle School	3
Alternative High Schools	0
Colleges/Universities	1
Computer Training	2
Learning Difficulties in Early Childhood	1
Learning Difficulties	2
Person with Disability	1
Tutoring	2
Student Exchange	0
Other	1

<b>Health</b>	
Family Planning	2
Health Awareness Campaigns	3
Dental Clinic	2
Family Health Clinic	2
Specialized Health Clinic	1
Public Hospital	2
Mental Health Services	1
Pediatric Care	0
Pre Natal Care	2
Health Insurance	4
Drugs Rehabilitation Centers	0
Other	2

<b>Social Environment</b>	
Women Support	3
Anti-Corruption Association	1
Family Support Services	3
Family Concern's Centers	0
Charity	5
Other	1

<b>Inclusion</b>	
Sr. Citizens Services	1
Orphan Shelters	0
Refugee Services	2
Persons with Disability Services	3
Learning Support Person w/Disability	4
Learning Support Learning Difficulties Services	3
Other	1

<b>Community Services</b>	
Water Safety	4
Pollution Control	4

Street Maintenance	5
Sewage Control	3
Farming	5
Sustainable Agriculture	2
Renewable energy	2
Internet Access	2
Public Officials and Offices	2
Community Development	5
Water Safety	4
Other	0

<b>Other Programs Services</b>	
Daily Nurseries	0
Day Care Kindergarten	3
Day Care School Age	1
Parenting Assistance	3
Sponsor Special Events/Activities	2
Event Organizing	6
Other	0

<b>Services for Education Incompleters</b>	
Reading, writing and math skills	6
Developing practical and vocational skills	4
Providing job opportunities	9
Youth Counseling	7
Life Skills	3
We don't offer any services for youths who didn't complete their education	4
Other	0

<b>Needs of youth that did not complete their education</b>
---

Need 1	Need 2	Need 3
Training center	Educating parents	Self-reliance
volunteering	Tourism	
employment support	Marriage	Housing
center	Educational support	Employment support
Guidance	Education	Educational support
Employment support	Services	Guidance
Literacy	Computer courses	Communication skills
Employment support	Vocational training center	Financial support
Training	Education	Employment support
Vocational training		
Infrastructural improvements	Cadre	Financial & general support
Skill building	Literacy	General services
Support	Raise awareness	Educate
Employment support	Training center	Employment support
Activate role of youth	Awareness	Employment support

No. of beneficiaries/month	
1 to 25	6
26 to 50	1
51 to 100	1
101 to 200	4
201 to 500	1
501 to 1000	2
1001 & more	1
Do not provide services to youth	2

Do you have adequate facilities and resources to meet the demands of all youth who seek services from your organization?	
Yes	11
No	6
Does not offer any youth services	1

### FOCUS GROUP QUESTIONS

- I. Which of these are a priority for your community?



2. Why does this happen/exist?
3. Why is this important?
4. What are the other things happening (issues by this) because of this?
5. Who else is responsible for this?
6. What has been done in the past to resolve/address this?

Probe:

- Are the activities/initiatives that addressed this issue? Why did they not work?
- If yes, what parts were effective, and what parts were not effective?
- Are there reasons why this service/resource does not exist that you are aware of?
- What are more specific barriers?
- Are there any other ideas?