



USAID | **JORDAN**
FROM THE AMERICAN PEOPLE

USAID YOUTH POWER ACTIVITY Community Asset Mapping Analysis Report – Ghor Al Mazra'a

Date: 12/1/2019

ACRONYMS

CAM	Community Asset Mapping
CBO	Community Based Organization
MEL	Monitoring, Evaluation and Learning
USAID	U.S. Agency for International Development
YP	Youth Power

TABLE OF CONTENTS

TABLE OF CONTENTS	3
I. INTRODUCTION	4
PURPOSE	4
METHODOLOGY	4
2. Demographic Information	5
4. Main Findings	7
YOUTH DEVELOPMENT	7
SCHOOL/EDUCATIONAL ENVIRONMENT	9
HEALTH	11
SOCIAL ENVIRONMENT	12
5. Analysis Tables:	15
COMMUNITY SURVEY ANALYSIS	15
INSTITUTIONAL SURVEY ANALYSIS	22
FOCUS GROUP QUESTIONS	27

I. INTRODUCTION

PURPOSE

The community asset mapping (CAM) assessment uses a three-fold strategy. Firstly, an institutional mapping tool which consists of a survey that identifies stakeholders/entities, their role in the community, and their service provision. Secondly, a community mapping tool; a survey that aims to capture the community's needs and barriers. Thirdly, a focus group discussion with youth to digest the results from the two surveys, and identify unique opportunities and challenges in the community that may have not been fully captured. The process of mapping is guided by youth, designed to enhance their agency, self-efficacy, and initiative programming.

METHODOLOGY

Community asset mapping tools were designed and developed on tablets, for mobile data collection, by the USAID YouthPower MEL team. Data is collected through two types of surveys, and a focus group. The surveys are framed around six main categories which aim to capture a holistic experience of the youth in the community:

1. Youth development
2. Educational environment
3. Health
4. Social environment
5. Inclusion
6. Community services

The institutional mapping survey is used on any institution in the area to inquire about their services, resources, and challenges. The second is a community mapping survey used to investigate the challenges, barriers, importance, and quality of services and resources in the community. This survey included anyone from the community irrespective of their age.

199 youth from Ghor Al Mazra'a are trained on collecting data for the community asset mapping. All the youth are trained on how to conduct both mapping surveys. Youth are then split into groups of five, with one youth leader functioning as a focal point for each team. Each team is assigned a section of their community to map over the upcoming three days. The training in Ghor Al Mazraa took place from the 22nd – 23th of October, 2019 and mapping surveys were conducted.

The results from the two mapping surveys are preliminary analyzed to guide the focus group discussions with youth from the community, gaining deeper insight on their priority issues. One focus group was conducted for both females and males on the 31st of October, 2019.

The CAM report is a compilation of all the results and analysis.

2. Demographic Information

Governorate: Karak

District: Ghor Al Mazra'a

Institutional sample size: 30 institutions

Community sample size: 199 participants

Number of mappers: 31 participants

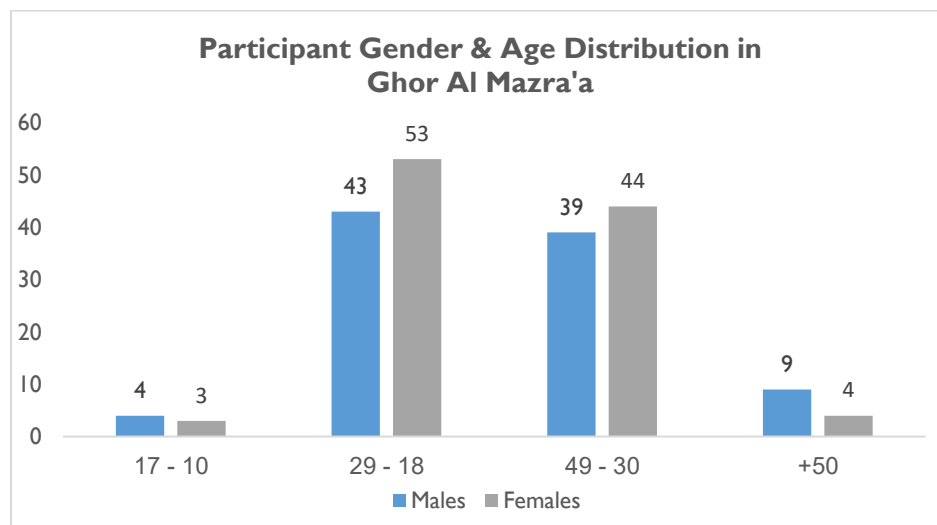
Focus group size: 16 participants

3. Overview:

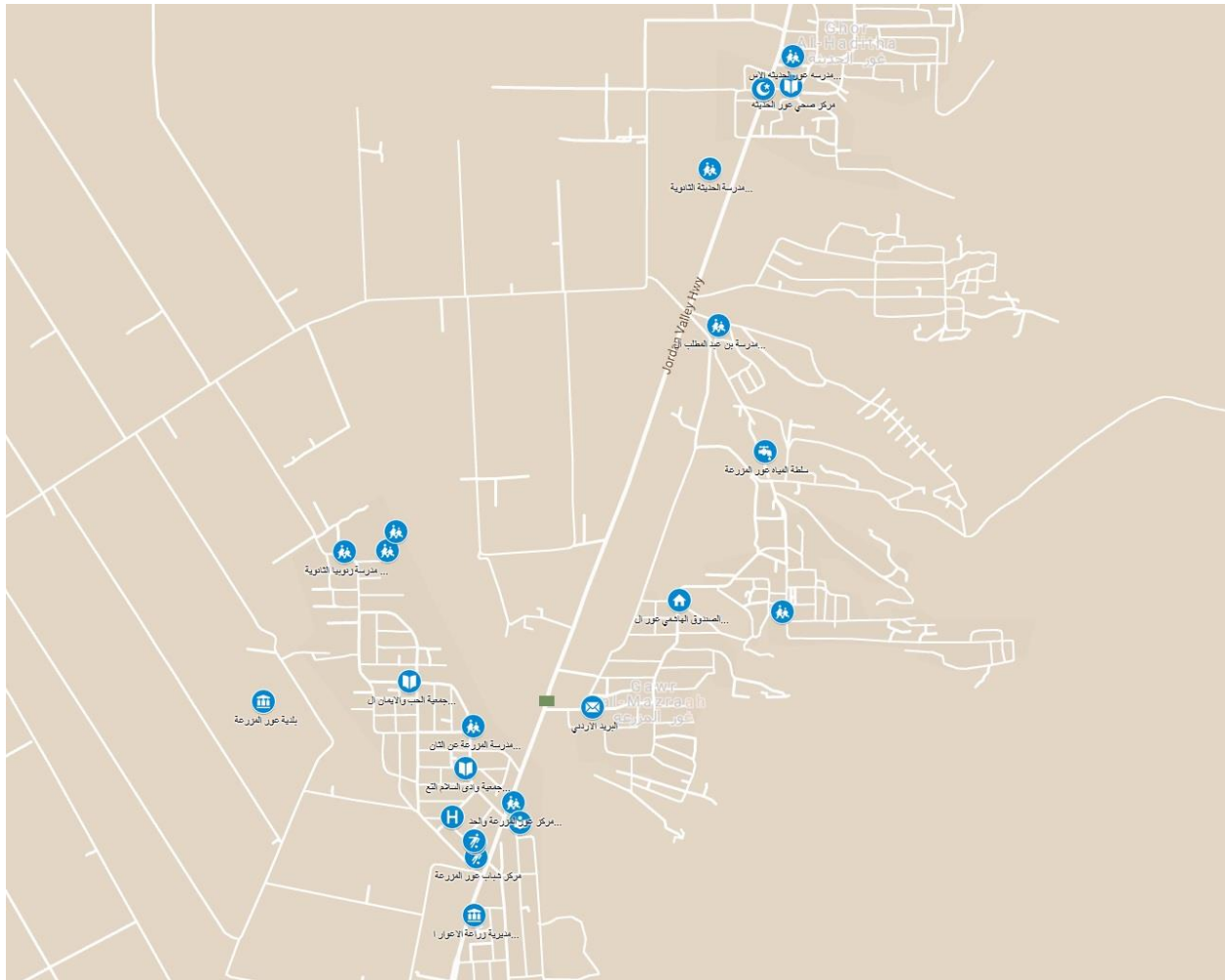
Below is a general overview of the results:

- The nationalities surveyed for through the Community Mapping Survey:
 - 99% Jordanian
 - 0.5% Palestinian
 - 0.5% others
- The age group surveyed ranged from 13-81 years, 52% of the sample were under than 29 years old.
- 48% males & 52% females.

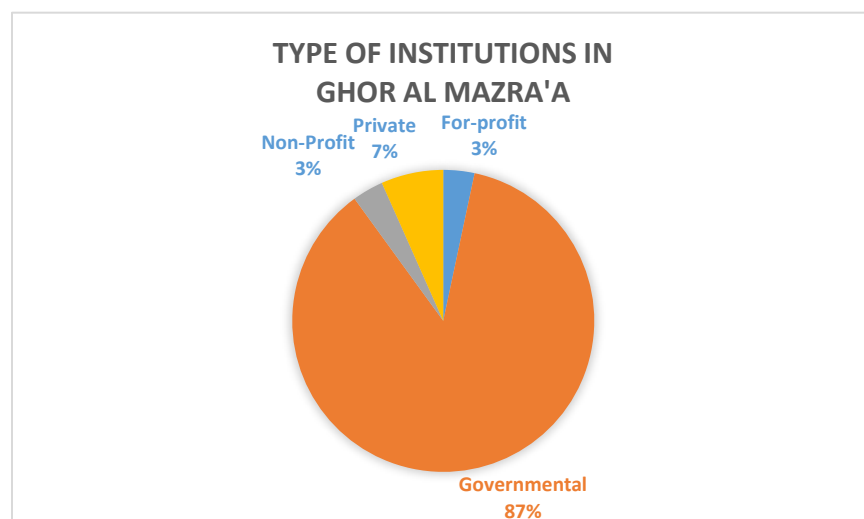
Below are the sex & age distribution:



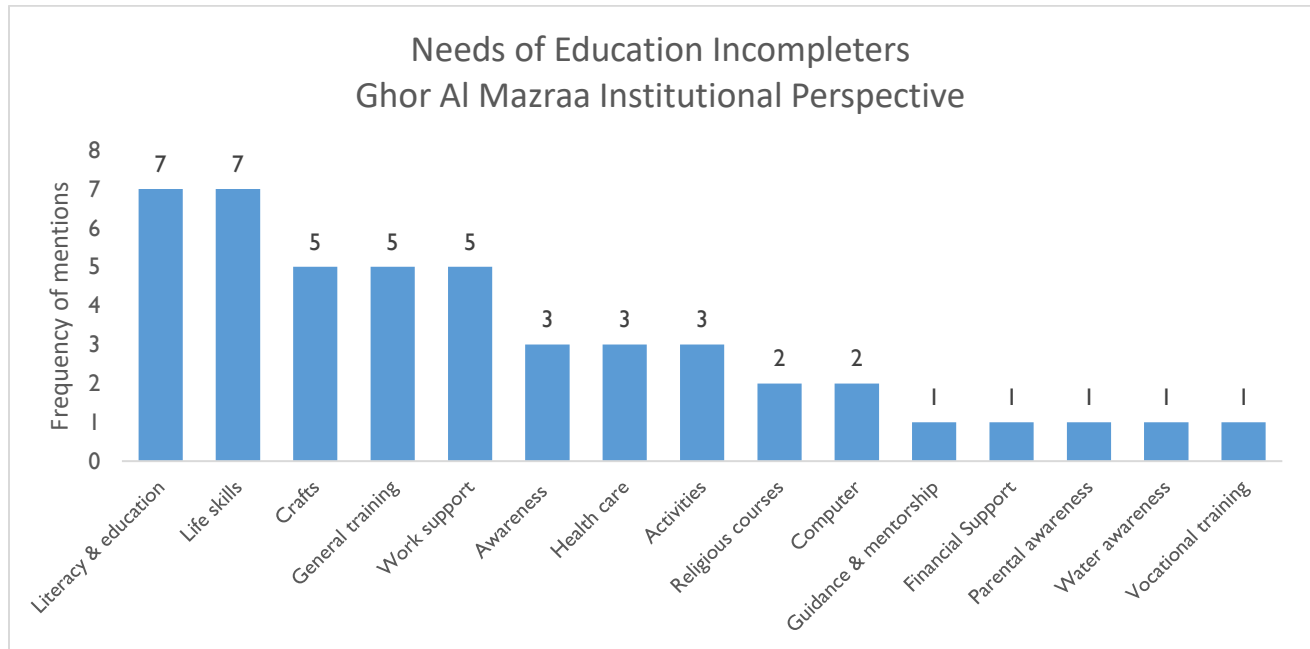
A total of 30 institutions were found by the 3I mappers in Ghor Al Mazra'a.



Below is the distribution of institutions based on type:



The institutional mapping survey asked what are the needs of youth that did not complete their education. Using cluster analysis the following themes appeared:



4. Main Findings

This report uses the outline of the community mapping survey and inserting the relevant information from the institutional mapping results and the focus group discussion. It is broken down into six categories:

1. Youth Development
2. Educational Environment
3. Health
4. Social Environment
5. Inclusion
6. Community Services

YOUTH DEVELOPMENT

The first section of the survey examines the opportunities for Youth Development within their community.

1. **How would you rate the following youth outlets in your community?**



Youth outlets with the greatest need for improvement:

- Library- 39% rated this as the youth outlet with the greatest need of improvement.
- Organized activities (CBO, NGO, youth leadership)- 24% rated this as a youth outlet with a great need for improvement.
- Entertainment- 23% rated this as a youth outlet with a great need for improvement.

Youth Feedback

- There is one public library in the municipality building that is very small with no space to sit down and read. The location of this library is good but the books are not permitted to be rented out, and most books are outdated or for kids.
- The only other libraries available are in schools. Youth however noted the importance of creating a library, that is a space for the community to sit down and read, as well as rent out books.
- The types of books that are needed include university course relevant books, entrepreneurial books, as well as children books.
- Youth also noted the need for printing services. With many youth continuing to higher education, printing services become a necessity for the community.
- There is a major need for spaces for entertainment. Females underscored the need for a space to play sports that is closed off from males- as to respect the cultural limitations.
- Youth talked about the importance of incorporating solar panels to public spaces. They said that solar power has 20 year insurance, and cost from 3-5 thousand to install.
- Youth said that the parks that are available are very small, do not have enough benches, are not family friendly, and do not have any bathrooms. Youth said that there should be family only days.

2. How accessible are these following out of school services in your community?

Out of school services that are least accessible or do not exist:

- Access to computers in the computer center- 78% said this service is either never accessible or does not exist.
- Internet knowledge station- 76% said this service is either never accessible or does not exist.
- Computer center- 75% said this service is either never accessible or does not exist.
- Computer courses- 69% said this service is either never accessible or does not exist.
- Business resources (grants, business plans, financial strategy)- 68% said this service is either never accessible or does not exist.

Youth feedback:

- There is a critical need for computers in this community. There is a knowledge station however it is ineffective. Youth in the past conducted a petition however no changes were made.
- There is also another institution which has computers however they are not active, and do not have computer courses.
- The Potassium company in the area had a computer course however it was only for a short period of time and for a select group of youth.

3. Have you heard or been part of (participated in) the following programs in your community?

Least used methods of mentorship & guidance in the community:

- Community radio- 72% did not hear of this program.

- Mentorship (psychological/career)- 65% did not hear of this program.
- NGO/CBO guidance/counselling- 62% did not hear of this program.
- Girl scouts- 61% did not hear of this program.

4. Does your community provide the following to assist the process of entering the workforce?

Least used form of assistance to enter the workforce:

- Job fairs- 55% said that this service was not provided in Ghor Al-Mazra'a.
- Career counselling- 51% said that this service was not provided in Ghor Al-Mazra'a.
- Entrepreneurial support- 42% said that this service was not provided in Ghor Al-Mazra'a.

Youth feedback:

- A major element missing from workforce preparation is knowing what to study. Which professions have job opportunities.
- Limited work opportunities and lack of direction make it impossible for youth to have better chances in getting employed after university.

5. Which places do youth gather when in your community? Select all that apply.

Most used spaces by youth:

- 65% said that youth gather in coffee shops or cafes.
- 52% said that youth gather in football fields.
- 49% said that youth gather in community centers/youth centers.

Least used spaces by youth:

- 15% of participants said that youth gather in CBOs.
- 23.5% of participants said that youth gather in sport facilities.
- 24.5% of participants said that youth gather in municipal spaces/halls.

Youth feedback:

- Youth center are one of the most used youth gathering spaces. However youth complained that there is a lack of services and activities.
- Youth noted that the youth centers should be renovated and repainted to be more attractive.
- The male and female youth centers are separate. Male youth centers have a few more activities, while the female youth center needs to be better managed.
- Municipality spaces are not for free for use. It costs 25 JODs per day to use their halls.

SCHOOL/EDUCATIONAL ENVIRONMENT

6. In your opinion what are the three most important issues in schools Ghor Al-Mazra'a?

Most important issues in school:

- Attendance- 71.5% of the participants said that attendance is one of three most important school issues.



- Overcrowding- 46% of the participants said that overcrowding is one of three most important school issues.
- Violence/bullying- 34% of the participants said that violence/bullying is one of three most important school issues.

Youth feedback:

- The school management does not take attendance therefore youth do not have a monitoring system if they attend or do not attend school.

7. What do you consider the top three issues with school services in your community?

Top issues in school services:

- Poor learning conditions- 69% of participants when given a list of issues said that this is a top issue in school.
- Lack of tutoring- 63% of participants when given a list of issues said that this is a top school issue.

Youth feedback:

- Youth noted that poor learning conditions contribute to poor attendance. Youth feedback in question nine, elaborates on this point.
- There is only paid tutoring options.

8. Have you or has someone you know experienced these safety related issues in school in your community?

Greatest issues related to safety in schools:

- Safety issues from/to school- 70% selected this as a safety related issue in schools.
- Bullying (physical/verbal)- 61% selected this as a safety related issue in schools.
- Unsafe conditions (infrastructural)- 56% selected this as a safety related issue in schools.
- Physical abuse (from students/teachers)- 55% selected this as a safety related issue in schools.

Youth feedback:

- Stray dogs pose a security issue when students walk to school.
- There are no crossing bridges to schools, for a boys school that is on main road.
- Bullying occurs on all levels in schools, the school principal, teachers and students.
- The overall environment is very negative.

9. Have you or someone you know experience the following school issues in your community?

Most frequent general issues in schools (safety issues not included):

- Inadequate bathrooms- 52% selected this as a frequently occurring issue in schools.
- Poor maintenance- 50% selected this as a frequently occurring issue in schools.
- Not enough space in the classroom- 39% selected this as a frequently occurring issue in schools.

Youth feedback:

- There are only four bathrooms in the whole school.
- The water supply in schools often cuts off.

10. Have you or has someone you know experienced these barriers to schools in your community?

Top barriers to education:

- Transportation from/to school- 84.5% of the participants said that this is either a problem that occurs frequently or sometimes.
- Financial reasons (uniform, books, tuition)- 81% of the participants said that this is either a problem that occurs frequently or sometimes.
- Stray animals- 75% of the participants said that this is either a problem that occurs frequently or sometimes.
- No assistance for persons with learning difficulties- 75% of the participants said that this is either a problem that occurs frequently or sometimes.
- Lacks accessibility for persons with disabilities- 75% of the participants said that this is either a problem that occurs frequently or sometimes.
- Need to work to support family- 72% of the participants said that this is either a problem that occurs frequently or sometimes.
- Need to take care of siblings/children/ elderly- 71% of the participants said that this is either a problem that occurs frequently or sometimes.
- Parents/family situation (not allowed by family/spouse)- 69% of the participants said that this is either a problem that occurs frequently or sometimes.

Youth feedback:

- Students with learning difficulties are only supported until 6th grade which makes it difficult to keep up after 6th grade.
- In some cases males and females face challenges and pressure to not continue their education. Daughters are often pushed towards early marriage. While sons are pushed towards working to support their families rather than spend time at school.
- There are no institutions that provide financial support for families who are unable to pay for their children's education, books, and stationary.
- Schools need first aid training for students, at least covering the basics.

11. Do the following exist in schools in your community?

The least existent student leadership activities in schools:

- Student led extracurricular activities- 45% of participants said this does not exist.
- School improvement activities- 32% of participants said this does not exist.

Youth feedback:

- There are no school activities. This further increases the chances of youth not wanting to attend school.
- The youth noted that there aren't any activities, within or outside schools.

HEALTH

12. Please select three of the following that you consider the most important for youth:

Most important health related topics for youth:



- Nutrition- 56% rated this as one of the most important youth health issues.
- Alcohol- 50% rated this as one of the most important youth health issues.
- Smoking- 50% rated this as one of the most important youth health issues.
- Drugs- 50% rated this as one of the most important youth health issues.

Youth feedback:

- For nutrition youth had a general concern of what to eat and what to avoid to decrease risk of cancer. In addition youth wanted to learn more about healthy eating to decrease obesity.
- Youth noted that alcohol, smoking, and drug use are all consequential due to lack of activities in their community and lack of jobs.
- Persons who are arrested due to drug use are imprisoned for 2-3 weeks.
- Raising awareness about drugs is inconsistent. Youth suggested using storytelling methods to address drug addiction.
- Families have a culture of shame when it comes to receiving help for members who use alcohol or drugs.

13. Do you consider the following to be problems in your local health facilities?

Most problematic issues in Ghor Al-Mazra'a local health facilities:

- Availability of specialized physicians- 80% rated this as majorly problematic.
- Availability of equipment- 78% rated this as majorly problematic.
- Low quality of service- 77.5% rated this as majorly problematic.
- Limited operating hours- 75% rated this as majorly problematic.
- Availability of pharmacy/medication- 75% rated this as majorly problematic.

Youth feedback:

- There is a major lack in the health facilities. One doctor covers two health centers in the community. The dentist only accepts eight to ten patients per day.
- The drug distribution from the pharmacy is effected by nepotism.
- There is no x-ray machine in this community.

14. Which of the following do you consider barriers to health care in Bader (choose 2 - 3).

Top barriers to health care:

- Delays in receiving care- 57% said that this is a frequently occurring issue.
- Services needed yet unavailable- 56% said that this is a frequently occurring issue.
- Financial barriers- 49% said that this is a frequently occurring issue.

SOCIAL ENVIRONMENT

15. Have you or has someone you know experience the following issues in Bader?

Most frequent community issues related to the social environment:

- Bullying (Neighborhood/work)- 85.5% reported that they/someone they know experienced bullying.



- Verbal/emotional/ psychological abuse (partner/family)- 78% reported that they/someone they know experienced this form of abuse.
- Gender bias- 72% reported that they/someone they know experienced gender bias.

INCLUSION

16. Do you feel that in your community there equal access to activities/facilities for males & females?

- 51% said yes, males and females have equal access to activities/facilities.

17. Which of the following have you considered barriers to inclusion (persons with disabilities, refugees, women) in Ghor Al-Mazra'a?

Top barriers to inclusion:

- Social norms were selected 63% of participants as a barrier to inclusion.
- Infrastructure (disabilities) was selected by 38% of participants as a barrier to inclusion.
- Local policies was selected by 37% of participants as a barrier to inclusion.

18. To what degree do you think the following groups are accepted in Ghor Al-Mazra'a?

Least accepted groups in society:

- Other tribes were the least accepted group, 14% saying that this group is rarely accepted.
- Other religions were the second least accepted group, 14% saying that this group is rarely accepted.
- Refugees were the third least accepted group, 11.5% saying that this group is rarely accepted.

COMMUNITY SERVICES

19. How would you rate these municipal related services?

36% rated general municipal services as 'bad'.

20. Are there issues with the following services in your community?

Top services that were selected as problematic or non-existent:

- Water- 85% rated this service as problematic or non-existent.
- Governmental services- 85% rated this service as problematic or non-existent.
- Electricity- 84% rated this service as problematic or non-existent.
- Roads & sidewalks- 81% rated this service as problematic or non-existent.
- Transportation- 81% rated this service as problematic or non-existent.

21. How reliable and safe is the infrastructure in Ghor Al-Mazra'a?

Least reliable & safe forms of infrastructure:

- Water was reported unsafe and unreliable by 65% of participants.
- Bridges were reported unsafe and unreliable by 63% of participants.
- Sewage/plumbing were reported unsafe and unreliable by 57% of participants.

- Electricity was reported unsafe and unreliable by 53% of participants.

Youth feedback:

- Water only comes in two times a week. Which means many families do not have a water all days of the week.
- The water is also very salty. The water is so unsafe that it should not be used to wash cloths, or hair.
- Water filters break too frequently and waste a lot of water.
- There are many areas without streetlights. Although the community raised concerns no action has been taken.

22. Are these issues in your community?

Top pollution/resource related issues in the community:

- Litter was rated by 93.5% as a pollution/resource issue in Ghor Al-Mazra'a.
- Desertification was rated by 90% as a pollution/resource issue in Ghor Al-Mazra'a.
- Water scarcity was rated by 84.5% as a pollution/resource issue in Ghor Al-Mazra'a.
- Waste Management (sewage, chemicals, contaminants) was rated by 83.5% as a pollution/resource issue in Ghor Al-Mazra'a.
- Air pollution was rated by 83% as a pollution/resource issue in Ghor Al-Mazra'a.

Youth feedback:

- Trash collection is not an issue, however the issue is that all houses are rejecting placing the bins in front of their homes.
- Air is polluted due to compost and fertilizers used in the community.

5. Analysis Tables:

COMMUNITY SURVEY ANALYSIS

% 29 & under	% 30 & over
52%	48%
%Males	%Females
48%	52%

Jordanian	Palestinian	Other
99%	0.5%	0.5%

Q1: How would you rate the following youth outlets in your community?					
Options	Good	Average	Bad	I don't know	Doesn't exist
Library	20	43	59	20	57
Organized activities (@CBOs, @NGOs, youth leaders)	36	73	42	31	17
Entertainment (movie theater, public parks, café, internet café)	23	68	63	15	30
Learning opportunities in the community (outside school)	42	71	47	15	24
Disability-friendly public spaces	37	70	56	18	18
Sport teams/competitions (football team/basketball/swimming)	49	87	32	23	8
Spaces for women to gather (houses, mosques, café, clubs)	48	79	42	15	15
Spaces for men to gather (streets, houses, café, mosques, clubs)	68	70	36	17	8
Sports (basketball/football /swimming)	53	86	37	15	8
Spaces for youth to gather (CBOs, parks, municipality space, schools)	56	82	40	12	9
Youth clubs and associations	69	82	33	12	3

Q2: How accessible are these following out of school services in your community?				
Options	Always accessible	Sometimes	Never accessible	Doesn't exist
Access to computers at computer center	13	31	77	78
Internet knowledge station	8	39	73	79
Computer center	11	38	73	77
Computer courses	8	54	63	74
Business resources (grants, business plan, financial guidance)	12	51	61	75

Other educational resources (scholarship & application info)	16	61	60	62
Employment skills training	16	64	60	59
English language courses	19	71	50	59
Art, music, theatre activities	22	70	51	56
Debates/ Structured Youth Conversations	34	66	48	51
Life skills/activities (communication, teamwork)	30	75	46	48

Q3: Have you heard or been part of (participated in) the following programs in your community?

Options	Yes
Community radio	56
Mentorship (psychological, career)	70
NGO-CBO guidance/counselling activities	76
Girl scouts	78
Boy scouts	93
Religious guidance/counselling	101

Q4: Does your community provide the following to assist the process of entering the workforce?

Options	Yes	Somewhat	No	I don't know
Job fairs	19	30	109	41
Career counseling	25	39	101	34
Entrepreneurial support	40	37	84	38
Internships	57	37	78	27
Volunteering in the workforce	62	40	73	24
Training for job placement	65	53	62	19
Vocational training	89	51	43	16

Q5: Which places do youth gather when in your community? Select all that apply.

Options	Count
Coffee-shops-or-cafes	130
Football-playgrounds	103
Community-centers/-Youth-center	97
On-the-street	84
Parks	69
University	64
Clubs	63
Private-homes	55
Municipal-spaces/halls	49
Sports-facilities	47

CBOs	30
None	1
Other	0

SCHOOL EDUCATION ENVIRONMENT

Q6: In your opinion what are the three most important issues in schools Ghor Al-Mazraa?

Options	Count
Attendance	142
Overcrowded	91
Violence/-bullying	67
Teacher-student-relationship	57
Teacher-parent-relationship	53
Poor-quality-education	48
Student-to-student-relationship	36
Too-many-school-related-expenses	35
Distance-from-my-home-or-community	29
No-additional-subject-support	27
Drop-outs	22
Bad-curriculum	21
No-support-for-people-with-learning-difficulties	20
Limited-or-restricted-transportation	18
Infrastructural-issues	18
Limited-or-no-access-to-school-facilities-(locked)	16
Late-school-shift-for-students-	4
Other	1

Q7: What do you consider the top three issues with school services in your community?

	Count
Poor-learning-conditions	133
Lack-of-tutoring	125
After-school-activities	82
Lack-of-subject-matter-choices-(Vocational-training,-computer,-English)	80
Lack-of-mentoring/counseling-(feeling-connected-to-the-school-environment)	78
Lack-of-private-student-to-teacher-time	60
Lack-of-sports	58
Other	1

Q8: Have you or has someone you know experienced these safety related issues in school in your community?

	Yes
Safety issues to/from school	139

Bullying (physical/verbal)	121
Unsafe conditions (infrastructural)	112
Physical abuse (by students and/or teachers)	110
Harassment (from students &/or teachers)	97

Q9: Have you or someone you know experience the following school issues in your community?

	Frequently	Sometimes	Rarely	I don't know
Inadequate bathrooms	103	51	28	17
Poor maintenance	100	60	27	12
Not enough space in classroom	78	73	36	12
Unsafe conditions (bad wiring, infrastructure)	72	78	33	16
Unhygienic	71	79	39	10
Lack of equipment (books, recreational equipment, computers)	67	76	26	30
Understaffed	65	67	46	21
Low quality education	65	72	43	19
Violence, bullying, harassment	63	73	44	19
Disconnectedness to school environment	50	71	50	28
Teachers lacking experience	45	76	52	26

I0. Have you or has someone you know experienced these barriers to schools in your community?

	Frequently	Sometimes	Rarely	I don't know
Transportation/ location of the school	78	90	24	7
Financial reasons (uniform, books, tuition)	65	96	32	6
Stray animals	72	78	40	9
No assistance for people with learning difficulties	67	83	38	11
Lacks accessibility for persons with disabilities	61	88	38	12
Need to work to support family	55	89	43	12
Need to take care of siblings/children/ elderly	43	99	42	15
Parents/family situation (not allowed by family/spouse)	45	93	50	11

I I. Do the following exist in schools in your community?

	Yes
Student-led extracurricular activities	110
School improvement activities	135
School leadership (student council)	136
Volunteering activities	148

HEALTH

I2. Please select three of the following that you consider the most important for youth	
	Frequency
Nutrition	111
Alcohol	99
Smoking	99
Drugs	98
Health-education	82
Physical-activity	65
Environmental-problems	62
Obesity	21
Other	1

I3. Do you consider the following to be problems in your local health facilities?			
	Majorly problematic	Not problematic	Do not know
Availability of specialized physicians	159	28	12
Availability of equipment	155	31	13
Low quality of service	154	21	24
Limited operating hours	149	35	15
Availability of Pharmacy/medication	149	41	9
Availability of mental health services (psychologist, institute)	141	36	22
Lack of staff capacities	140	37	22
High number of patients	130	53	16
Lack of hygiene	105	87	7

I4. Which of the following do you consider barriers to health care in Ghor Al-Mazraa (choose 2-3)	
	Frequency
Delays-in-receiving-care	114
Services-needed-yet-unavailable	111
Financial-barriers	97
Capacity-of-the-center	85
Female-related-health-challenges	77
Unable-to-reach-the-health-facility	72
Discrimination-(gender,-tribe,-origin)	43
Unsure-what-services-are-available	0
Other	0

SOCIAL ENVIRONMENT

15. Have you or has someone you know experience the following issues in your community?

	Yes	Sometimes	No
Bullying (Neighborhood/work)	68	102	29
Verbal/emotional/ psychological abuse (partner/family)	61	95	43
Gender bias (towards females)	44	100	55
Physical abuse (partner/family)	46	93	60
Physical harassment (workplace/community)	32	82	85
Sexual harassment (workplace/community)	34	75	90

INCLUSION

16. Do you feel that in your community there equal access to activities/facilities for males & females?

Yes %

51%

17. Which of the following have you considered barriers to inclusion (persons with disabilities, refugees, women) in Ghor Al-Mazraa?

	Count
Social norms	126
Infrastructure (disabilities)	76
Local policies	75
Racism/sexism	73
Lack of community awareness	71
Laws & legal framework	69
Individual perceptions and biases	38
None of the above	13

18. To what degree do you think the following groups are accepted in Ghor Al-Mazraa?

	Frequently	Sometimes	Rarely	I don't know
Other tribes	99	55	28	17
Other Religions	88	59	28	24
Refugees	116	43	23	17
Persons of other educational backgrounds	110	36	20	33
Persons of other social classes	113	44	17	25
Divorcees	125	49	13	12
Other nationalities	123	44	12	20
Children of divorced parents	129	45	12	13
Orphans	150	35	9	5
People with disabilities	126	56	7	10

COMMUNITY SERVICES

19. How would you rate these municipal related services?

	Good	Neutral	Bad	I don't know
General municipal services	38	80	71	10
Providing municipal licenses (building, business, sidewalks)	51	84	54	10
Providing official documents	59	78	47	15

20. Are there issues with the following services in your community?

	Yes	No	Doesn't exist	I don't know
Water	162	27	8	2
Government Services	151	25	19	4
Electricity	161	30	6	2
Roads & Sidewalks	156	34	6	3
Transportation	154	31	7	7
Children Daycare	130	31	24	14
Cleanliness	139	45	11	4
Elderly Services	130	40	20	9
Garbage collection	134	48	13	4
Promotion of tourist places	126	24	21	28
Sustainable energy	119	28	20	32
Access to Internet	114	35	22	28

21. How reliable and safe is the infrastructure in Ghor Al-Mazraa?

	Excellent	Average	Very poor	Doesn't exist
Safe/reliable water	12	55	129	3
Bridges	11	58	126	4
Sewage/ Plumbing	5	71	114	9
Electricity	9	83	105	2
Street lights	22	73	101	3
Roads	6	92	98	3
Buildings	33	95	66	5

22. Are these issues in your community?

	Yes	No	I don't know
Litter	186	9	4
Desertification	179	18	2
Water scarcity	168	28	3
Waste Management (sewage, chemicals, contaminants)	166	22	11

Air pollution	165	24	10
---------------	-----	----	----

INSTITUTIONAL SURVEY ANALYSIS

Number of Institutions in Ghor Al Mazraa 30

Types of Organizations	
For-profit	1
Governmental	26
CBO	0
Non-Profit	1
Private	2
Religious	0

Closest type of transportation	
Bus	13
Taxi	6
Walking	7
Walking & Bus	1
Walking & Taxi	1
Walking, Taxi, & Bus	2

Fees for services	
Yes	4
Some Program Services	7
No	19

Youth Development	
Art & Music Activities	2
Cultural Activities	4
Theatre	0
Summer Camps	2
Edu.Support- Tutoring	1

Edu.Support- Financial Aid	1
Edu.Support- Scholarship	0
Religious Services & Education	1
Life Skills Training	2
Computer	1
On Job Training	2
Vocational	3
Internship	3
Employment Skills	3
Business Development	0
Debates	2
Volunteering Opportunities	1
Football Training	3
Football Teams	1
Swimming Training	0
Competitions	3
Athletes Support	0
Leadership- Boy Guides	1
Leadership- Girl Guides	3
Youth Mentorship	3

Spaces for Youth Development	
Community/Youth Centers	2
Club	2
Football Field	2
Playground	1
Parks	1
Pool	0
Sports Facilities	1
Library	3
Movie Theater	0
Museum/Cultural Centers	0
Amusement Park	1

Restaurants	0
Coffee Shops/Café's	0
Municipal Spaces/Halls	0
Meeting Space	1

Educational Environment	
After School Programs	7
Education- Secondary/Middle School	3
Alternative High Schools	0
Colleges/Universities	0
Computer Training	2
Learning Difficulties in Early Childhood	1
Learning Difficulties	3
Person with Disability	2
Tutoring	4
Student Exchange	0
Other	1

Health	
Family Planning	4
Health Awareness Campaigns	9
Dental Clinic	2
Family Health Clinic	0
Specialized Health Clinic	0
Public Hospital	2
Mental Health Services	0
Pediatric Care	2
Pre Natal Care	1
Health Insurance	3
Drugs Rehabilitation Centers	0
Other	1

Social Environment	
Women support	7

Anti-Corruption Association	1
Family Support Services	4
Family Concern's Centers	1
Charity	8
Other	1

Inclusion	
Sr. Citizens Services	3
Orphan Shelters	1
Refugee Services	2
Persons with Disability Services	3
Learning Support Person w/Disability	3
Learning Support Learning Difficulties Services	6
Other	1

Community Services	
Water Safety	4
Pollution Control	4
Street Maintenance	3
Sewage Control	2
Farming	7
Sustainable Agriculture	4
Renewable energy	5
Internet Access	1
Public Officials and Offices	1
Community Development	9
Other	0

Other Programs Services	
Daily Nurseries	1
Day Care Kindergarten	3
Day Care School Age	2
Parenting Assistance	5
Sponsor Special Events/Activities	3

Event Organizing	4
Other	0

Services for Education Incompleters	
Reading, writing and math skills	11
Developing practical and vocational skills	6
Providing job opportunities	4
Youth Counseling	10
Life Skills	8
We don't offer any services for youths who didn't complete their education	14
Other	0

Needs of youth that did not complete their education		
Need 1	Need 2	Need 3
Training courses	Crafts	Life Skill Training
Religious courses	training courses	Crafts
Literacy	Value time	Community environment
Awareness		
Initiatives	Craft institutions	Fieldwork
Health care support	Health care	
Religious courses	Computer course	
Literacy	Sport activities	Behavioral change
Educational collaboration	Literacy	
Guidance and mentorship	Private tutoring	Employment support
Activities	Literacy	Computer
Training courses		
Awareness	Health care support	Education
Crafts		
Life skills	Communication skills	Crafts
work	Financial support	Life Skill Training
Evening training courses	Awareness campaigns	Parental education
Work support	Water Awareness	Training for work
Training courses	Vocational training	Training for work

No. of beneficiaries/month	
1 to 25	4
26 to 50	4
51 to 100	5
101 to 200	1
201 to 500	7
501 to 1000	1
1001 & more	2
Do not provide services to youth	6

Do you have adequate facilities and resources to meet the demands of all youth who seek services from your organization?	
Yes	21
No	6
Does not offer any youth services	3

FOCUS GROUP QUESTIONS

1. Which of these are a priority for your community?
2. Why does this happen/exist?
3. Why is this important?
4. What are the other things happening (issues by this) because of this?
5. Who else is responsible for this?
6. What has been done in the past to resolve/address this?

Probe:

- Are the activities/initiatives that addressed this issue? Why did they not work?
- If yes, what parts were effective, and what parts were not effective?
- Are there reasons why this service/resource does not exist that you are aware of?
- What are more specific barriers?
- Are there any other ideas?