



USAID | **JORDAN**
FROM THE AMERICAN PEOPLE

USAID YOUTH POWER ACTIVITY Community Asset Mapping Analysis Report – Talal City

Date: 7/30/2019

ACRONYMS

CAM	Community Asset Mapping
CBO	Community Based Organization
MEL	Monitoring, Evaluation and Learning
USAID	U.S. Agency for International Development
YP	Youth Power

TABLE OF CONTENTS

TABLE OF CONTENTS	3
I. INTRODUCTION	4
PURPOSE	4
METHODOLOGY	4
2. Demographic Information	5
4. Main Findings	8
YOUTH DEVELOPMENT	8
SCHOOL/EDUCATIONAL ENVIRONMENT	10
HEALTH	12
SOCIAL ENVIRONMENT	13
INCLUSION	13
COMMUNITY SERVICES	14
5. Analysis Tables:	16
COMMUNITY SURVEY ANALYSIS	16
INSTITUTIONAL SURVEY ANALYSIS	22
FOCUS GROUP QUESTIONS	27

I. INTRODUCTION

PURPOSE

The community asset mapping (CAM) assessment uses a three-fold strategy. Firstly, an institutional mapping tool which consists of a survey that identifies stakeholders/entities, their role in the community, and their service provision. Secondly, a community mapping tool; a survey that aims to capture the community's needs and barriers. Thirdly, a focus group discussion with youth to digest the results from the two surveys, and identify unique opportunities and challenges in the community that may have not been fully captured. The process of mapping is guided by youth, designed to enhance their agency, self-efficacy, and initiative programming.

METHODOLOGY

Community asset mapping tools were designed and developed on tablets, for mobile data collection, by the USAID YouthPower MEL team. Data is collected through two types of surveys, and a focus group. The surveys are framed around six main categories which aim to capture a holistic experience of the youth in the community:

1. Youth development
2. Educational environment
3. Health
4. Social environment
5. Inclusion
6. Community services

The institutional mapping survey is used on any institution in the area to inquire about their services, resources, and challenges. The second is a community mapping survey used to investigate the challenges, barriers, importance, and quality of services and resources in the community. This survey included anyone from the community irrespective of their age.

٢٧ youth from Talal are trained on collecting data for the community asset mapping. All the youth are trained on how to conduct both mapping surveys. Youth are then split into groups of six, with one youth leader functioning as a focal point for each team. Each team is assigned a section of their community to map over the upcoming three days. The training in Talal city took place on the 17th – 19th June, 2019 and mapping surveys were conducted.

The results from the two mapping surveys are preliminary analyzed to guide a focus group discussion with youth from the community, gaining deeper insight on their priority issues. The focus group was conducted on 17th of July, 2019.

The CAM report is a compilation of all the results and analysis.

2. Demographic Information

Governorate: Karak

District: Talal

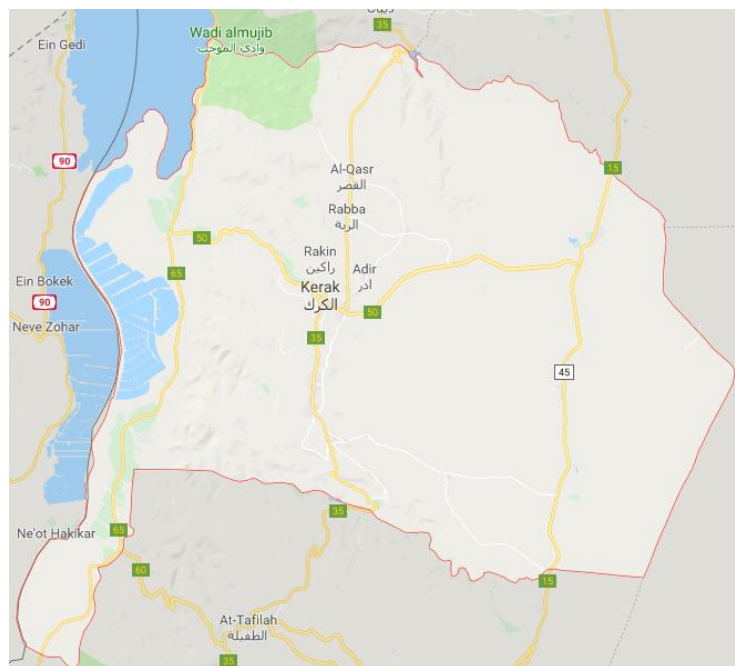
Institutional sample size: 17 institutions

Community sample size: 354 participants

Number of mappers: 37 participants

Focus group size: 14 participants

All participants were Talal City residents.



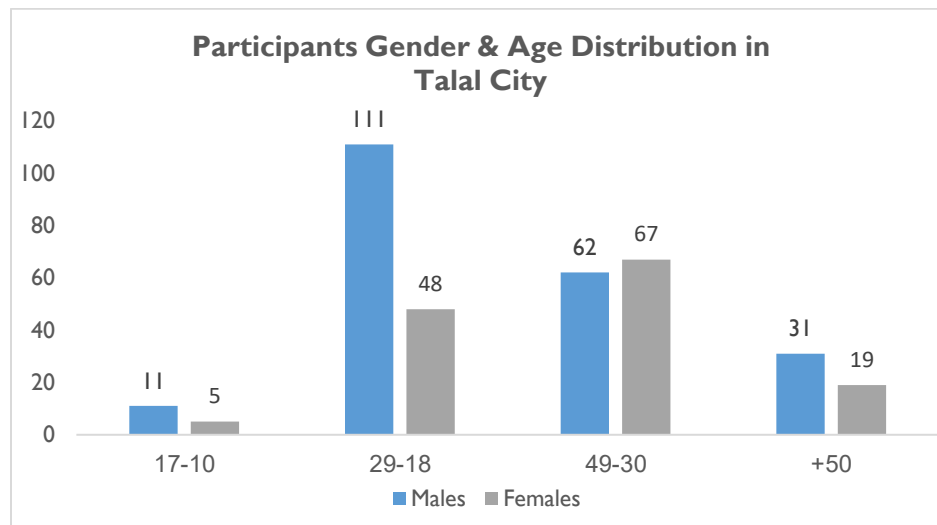
3. Overview:

Below is a general overview of the results:

- The nationalities surveyed for through the Community Mapping Survey:
 - 97.2% Jordanian
 - 1.1% Syrian
 - 1.1% Palestinian
 - 0.6% Other

- The age group surveyed ranged from 14-92 years, 49% of the sample were under than 29 years old.
- The gender distribution was comparable between males and females (60.7% males & 39.3% females).

Below are the sex & age distribution:



The Community Mapping Survey indicated that there are various issues which are of major concern or are majorly problematic for the community. Below is a list of the highest rated issues of concern, however, initiatives of youth should not be limited to the issues listed below:

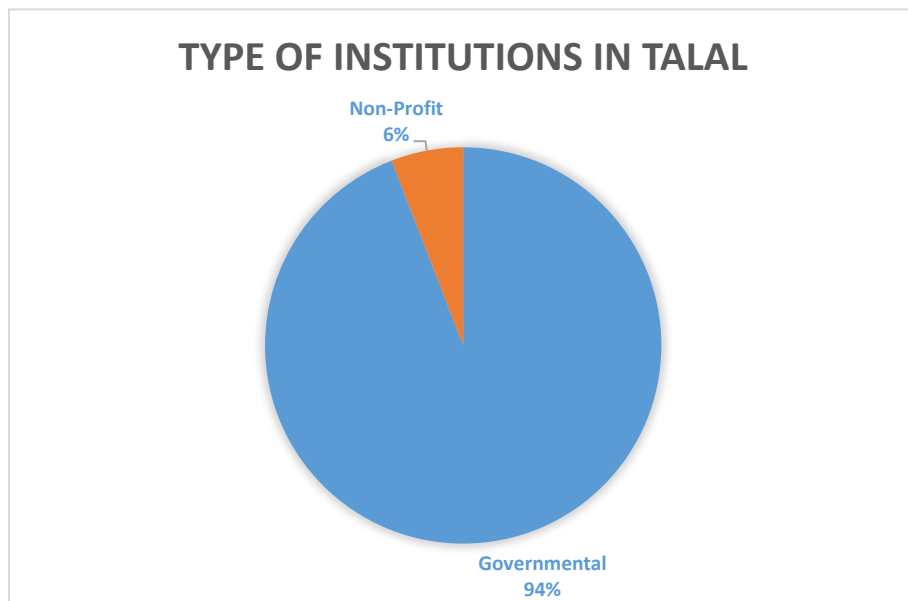
1. Entertainment including music, arts, and theatre are the youth outlet which received the lowest ratings.
2. The lack of sport outlets are of major concern in Talal.
3. Business resources are non-existent in the community although there is a dire need for more businesses as a means for greater employment.
4. Educational resources, tutoring, and educational courses are extremely limited which creates additional struggles for the youth.
5. Youth are unaware of any career skill building tools.
6. Guidance and counselling activities are non-existent.
7. Majority of the community agrees there is a major issue in lack of attending schools. In addition, school improvement opportunities are non-existent.
8. Bullying and violence is a major issue for the Talal community.
9. Transportation is limited and adds struggles particularly for those who attend university.
10. Smoking, drugs, and alcohol are of major concern. There is need for greater awareness related to health related issues.
11. The health care system poses great challenges for the community, with limited practitioners and equipment.

12. Social awareness is needed to overcome discrimination related to other nationalities, religions and tribes. This impacts employment, tolerance for violence, and leads to municipal service privileges to certain tribes.

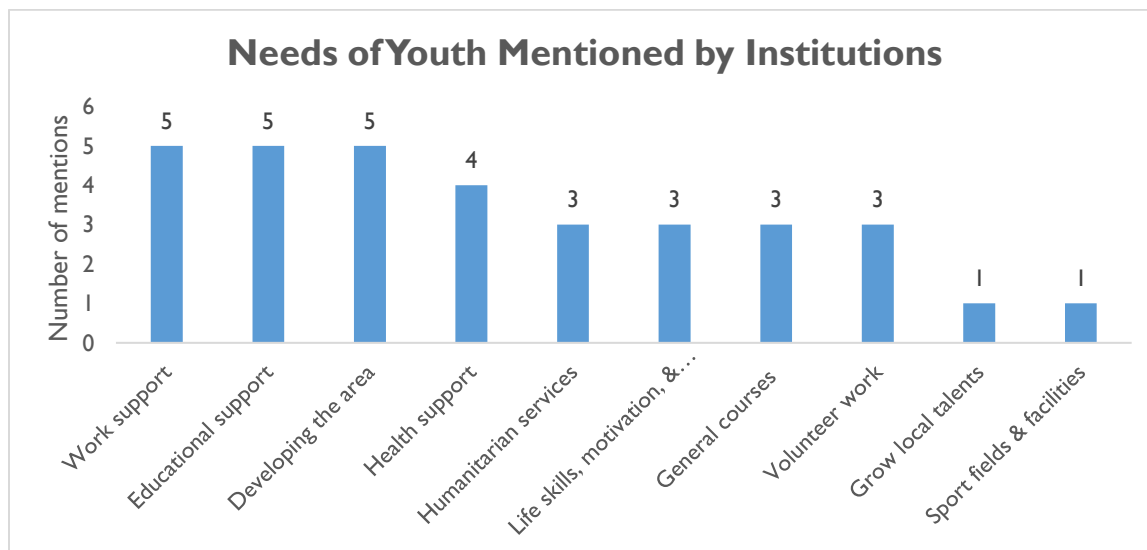
13. The lack and uncleanliness of water is one of the greatest struggles for this community.

A total of 17 institutions were found by the 37 mappers in Talal City.

Below is the distribution of institutions based on type:



The institutional mapping survey asked what are the needs of youth that did not complete their education. Using cluster analysis the following themes appeared:



4. Main Findings

This report uses the outline of the community mapping survey and inserting the relevant information from the institutional mapping results and the focus group discussion. It is broken down into six categories:

1. Youth Development
2. Educational Environment
3. Health
4. Social Environment
5. Inclusion
6. Community Services

YOUTH DEVELOPMENT

1. How would you rate the following youth outlets in your community?

Youth outlets which need the greatest improvement

- Entertainment -189 (53.4%) rated this as bad, making it the youth outlet that needs most improvement.
- Sports (basketball/football/swimming)- 157 (44.4%) rated this to be the second most youth outlet that needs improvement.
- Disability-friendly public places- 155 (43.8%) rated this to be the third most youth outlet that needs improvement.

Focus Group

Youth noted that these youth outlets have been unavailable in the community for a long time, and also discussed the following:

- Youth said that in some cases did not demand for means of entertainment from playgrounds and others. In the event of the claim is not being responded by officials. For example, youth contacted officials to have extra lights in a football field and created a Facebook group all requesting that it is fixed however it only resulted in false promises. This football field has a few other issues; youth must pay to use the field, and its location is inappropriate.
- The municipality is unable to make improvements due to the lack of resources. They are challenged to provide basic needs of the community, therefore requests improvement in entertainment are dismissed.
- Youth talked about the presence of a platform on Facebook where about 10,000 followers from the community which is used to discuss issues improvements or services.

Entertainment (movie theater, public parks, café, internet café): 189 (53.4%) rated this as bad or non-existent, making it the worst youth outlet.

Relevant institutions

- No institutions provide art, music, and theatre activities.
- No parks or playgrounds or amusement parks were reported.
- Four institutions provide cultural activities.

- The is one library reported.
- Four community/youth centers exist.

Sports (basketball/football/swimming): 157 (44.4%) rated this to be the second worst youth outlet.

Relevant institutions

- No sport facilities, or pools.
- One football field, but no football teams or trainings.
- The positive community development center (مركز تنمية المجتمع المحلي الموجب) conducts competitions.

Disability friendly spaces: 155 (43.8%) rated this to be the third worst youth outlet.

Relevant institutions

- Nine out of 17 institutions said that they provide services for youth.
- With further questioning only four institutions were actually inclusive of persons with disabilities.

2. How accessible are these following out of school services in your community?

Out of school services that are least accessible or do not exist

- Business resources (grants, business plan, financial guidance)- 285 (80.5%) said this service either does not exist or is not accessible.
- Other educational resources (scholarship & application info)- 263 (74.3%) said this service either does not exist or is not accessible.
- Employment skills training- 71.2% said this service either does not exist or is not accessible.

Focus group

Youth spoke about the total absence of such resources in school, through government, or private centers.

- In the university there is training and guidance for students to choose the appropriate degree and not to study the stagnant disciplines that do not have a demand in the market.
- Young people are pressured by parents to choose medicine or engineering disciplines that their children will study. Most of these disciplines are medicine or engineering.
- Youth mentioned that there aren't functional work exhibitions in Talal.
- Companies advertise jobs that are pre-assigned as part of routine procedures purposes.

Relevant institutions

- Two institutions said that they provide business development services.
- One provides scholarship support. Two provide tutoring. One provides financial aid. The organizations are the Positive Community Development Center and the Municipality of Talal.
- The two institutions that provide employment skills are the Positive Community Development Center and Talal's Knowledge Station.

3. Have you heard or been part of (participated in) the following programs in your community?

Least heard/part of guidance and counselling programs in the community

- Community radio- 305 said they have never heard of/part of community radio.
- NGO-CBO guidance/counselling activities- 261 said they have never heard of/part of community radio.
- Mentorship (psychological, career)- 237 said they have never heard of/part of community radio.



Relevant institutions

- Two institutions provide youth mentorship.

4. Does your community provide the following to assist the process of entering the workforce?

Least used assistance to enter the workforce

- Job fairs- 265 (74.9%) said that this service was not provided in Talal.
- Career counseling- 251 (70.9%) said that this service was not provided in Talal.
- Entrepreneurial support- 248 (70.1%) said that this service was not provided in Talal.

Focus Group

- There are no electronic platforms that advertise events or opportunities.
- The Young Women Center is effective in providing growth opportunities for females. There are also recreational trips and courses.

Relevant institutions

- Two institutions provide business development training.

5. Which places do youth gather when in your community? Select all that apply.

Least used spaces by youth

- CBOs, sport facilities municipal spaces/halls, & clubs.

SCHOOL/EDUCATIONAL ENVIRONMENT

6. In your opinion what are the three most important issues in schools (in your community)?

Most important issues in school

- Attendance- 82.2% of the community said that attendance is one of three most important school issues.
- Violence/bullying- 50.6% of the community said that violence/bullying is one of three most important school issues.
- Overcrowded- 32.5% of the community said that overcrowding is one of three most important school issues.

Focus Group

The youth reported that the percentage of school dropout is very high from schools due to:

- Teachers lack the qualifications to teach, along with overcrowding making it even more challenging to teach.
- Educational policies now prohibit teachers from discipline using corporal punishment. There has decreased respect for teachers and the education system, especially that haven't been replaced with other methods.
- Young people reached the stage of despair, seeing those who have completed their education and still not finding a job.

7. What do you consider the top three issues with school services in your community?

Top three issues in school services

- Poor learning conditions- 250 (70.6%) when given a list of issues said that this is a top issue in school.
- Lack of tutoring- 212 (59.9%) when given a list of issues said that this is a top issue in school.
- Lack of mentoring/ counselling (feeling connected to the school environment)- 115 (32.5%) when given a list of issues said that this is a top issue in school.

Focus Group

- Scoop Quest Foundation sponsors students who have graduated from school.
- Educational system currently feels like is a prison for young people.

8. Have you or has someone you know experienced these safety related issues in school in your community?

Most recurring issues related to safety in schools

- Bullying (physical/verbal)- 62.7% selected this as a frequently recurrent safety issue in schools.
- Physical abuse (by students and/or teachers)- 59.3% selected this as a frequently recurrent safety issue in schools.
- Unsafe conditions (infrastructural)- 45.2% selected this as a frequently recurrent safety issue in schools.

Focus Group

- Youth spoke about the existence of all forms of bullying in schools (teacher-student, student-teacher, and student-student violence).
- The policies of the Ministry of Education do not attending to the bullying problem. There are no deterrent policies to stop students.

9. Have you or someone you know experience the following school issues in your community?

Most frequent general issues in schools

- Inadequate bathrooms- 139 (39%) found this is the most frequently occurring issue in schools.
- Poor maintenance- 109 (31%) found this as a frequently occurring issue in schools.
- Not enough space in classrooms-94 (27%) found this as a frequently occurring issue in schools.

10. Have you or has someone you know experienced these barriers to schools in your community?

Top three barriers to education

- Stray animals- 164 (46.3%) selections for this being in the top three barriers to education.
- Transportation/ location of the school- 119 (33.6%) selections for this being in the top three barriers to education.
- Lacks accessibility for persons with disabilities- 91 (25.7%) selections for this being in the top three barriers to education.

Focus Group

- Stray animals are poisoned by the municipality.
- Female schools are close to residential areas but male student schools are somewhat remote.

- Generally schools are accessible on foot.

11. Do the following exist in schools in your community?

The least available student development activities in schools

- School improvement activities- 143 (40.4%) said this does not exist.
- Student led extra-curricular activities- 140 (39.5%) said this does not exist.

Due to the fact that it is summer break the feedback from schools in Talal was limited to only one.

HEALTH

12. Please select three of the following that you consider the most important for youth.

Most important health related topics for youth

- Smoking- 272 selected this in their top three most important youth health issues.
- Drugs- 262 selected this in their top three most important youth health issues.
- Alcohol- 234 selected this in their top three most important youth health issues.

Focus Group

- Friends and the environment promote smoking, drugs, and alcohol. Unemployment plays a major role in bad habits and resorting to such coping methods.
- These addictions lead to major issues. Withdrawal symptoms lead to youth steal or even so called 'religious extremist groups'.

Relevant institutions

- Three institutional take part in health awareness campaigns.

13. Do you consider the following to be problems in your local health facilities?

Most problematic issues in Talal's local health facilities

- Availability of specialized physicians- 234 rated this as majorly problematic.
- Availability of equipment- 226 rated this as majorly problematic.
- Availability of mental health services (psychologist, institute)- 223 rated this as majorly problematic.

Focus Group

- There is one doctor whom serves three different clinics. This one doctor is in each clinic for only one day a week.
- There is a lack of basic equipment or medical personnel who know how to use those equipment.

Relevant institutions

- No specialized clinics exist in Talal.
- No mental health services exist either.

14. Which of the following do you consider barriers to health care in Talal (choose 2-3).

Top barriers to health care

- Unable to reach the health facility- 172 (49%) said that the inability to reach a health facility is the top barrier to health care.
- Financial barriers- 160 (45%) said financial restrictions is one of three top barriers to health care.
- Services needed yet unavailable- 157 (44%) said that services are needed yet are unavailable is one of three top barriers to health care.

SOCIAL ENVIRONMENT

15. Have you or has someone you know experience the following issues in your community?

Most frequent community issues related to the social environment

- Bullying (neighborhood/work)- 254 reported that they/someone they know experienced bullying.
- Verbal/emotional/ psychological abuse (partner/family)- 238 reported that they/someone they know experienced a form of non-physical abuse.
- Physical abuse (partner/family)- 222 reported that they/someone they know experienced physical.

Focus Group

A major contributor to violence according to youth is racism and tribalism.

INCLUSION

16. Do you feel that in your community there equal access to activities/facilities for males & females?

- 53.7% said yes, males and females have equal access to activities/facilities.

17. Which of the following have you considered barriers to inclusion (persons with disabilities, refugees, women) in Talal?

Top barriers to inclusion

- Social norms is the most reported barrier to inclusion 65.8%.
- Lack of community awareness is the second most reported barrier to inclusion 44.6%.
- Local policies is the second most reported barrier to inclusion 39.5%.

18. To what degree do you think the following groups are accepted in Talal?

Least accepted groups in society

- Other nationalities were the least accepted group with only 16% saying that they are rarely accepted.
- Other religions were the second least accepted group with only 15% saying that they are rarely accepted.
- Other tribes were the third least accepted group with only 14% saying that they are rarely accepted.

Focus Group

- Tribal discrimination impacts employment. In the rare event that job opportunities are available only relatives of the person in charge are employed.

COMMUNITY SERVICES

19. How would you rate these municipal related services?**Municipal services which need the most improvement**

- 35.3% rated general municipal services as 'bad'.
- 30.5% rated providing official documents as 'bad'.

Focus Group

- The municipality council is a 'tribal council'. The most powerful tribes are able to accomplish what their tribe needs while other tribes are discriminated against.
- Youth lack of interest in the upcoming elections, whether municipal or parliamentary. There is a great lack of confidence in the ability to make changes.

20. Are there issues with the following services in your community?**Services which need most improvement**

- Transportation- 288 noted that this service is either as problematic or does not exist.
- Water- 274 noted that this service is either as problematic or does not exist.
- Government services- 198 noted that this service is either as problematic or does not exist.

Focus Group

- The water in this area is so polluted that research has shown that it should not even be used for cleaning purposes.
- The number of buses is insufficient from and to Karak. The transportation to Mu'tah University in Karak city is very poor. The governor was called upon to improve this service, but no changes occurred.
- There is a monopoly situation with the buses, if a new bus/route is allowed, it is only allowed for a few days then it is suddenly stopped.

Relevant institutions

- Two institutions said they provide services related to water safety.

21. How reliable and safe is the infrastructure in Talal?**Least reliable & safe forms of infrastructure**

- Safe/reliable water- 143 said it was very poor, making it the most unreliable/safe community service.
- Roads- 114 reported that roads being unsafe and unreliable, making it the second worst infrastructural problem.



- Streetlights- 108 reported streetlights being unsafe and unreliable, making it the third worst infrastructural problem.

Relevant institutions

- Two institutions reported providing water safety services.
- Five organizations reported providing street maintenance.

22. Are these issues in your community?**Top three pollution/resource related issues in the community**

- Water scarcity- 285 rated this as one of top three pollution/resource issues in Talal.
- Desertification- 217 rated this as one of top three pollution/resource issues in Talal.
- Litter- 205 rated this as one of top three pollution/resource issues in Talal.

Focus Group

- There is only one garbage collection container for eight residential areas, which is insufficient. This leads to animals going through trash and the spread of disease.
- The municipal lacks the financial capacity to better collect waste.

Relevant institutions

- Two institutions said they provide services related to water safety.
- Five institutions noted providing pollution control services.

5. Analysis Tables:

COMMUNITY SURVEY ANALYSIS

% 29 & under	% 30 & over
49%	51%
%Males	%Females
60.70%	39.30%

Jordanian	Syrian	Palestinian	Other
344	4	4	2

Q1: How would you rate the following youth outlets in your community?					
Options	Good	Average	Bad	I don't know	Doesn't exist
Entertainment (movie theater, public parks, café, internet café)	10	63	189	14	78
Sports (basketball/football /swimming)	30	74	157	14	79
Disability-friendly public places	28	55	155	11	105
Organized activities (@CBOs, @NGOs, youth leaders)	28	88	145	20	73
Sport teams/competitions (football team/basketball/swimming)	38	78	141	18	79
Learning opportunities in the community (outside school)	34	77	141	18	84
Spaces for youth to gather (CBOs, parks, municipality space, schools)	35	94	135	16	74
Spaces for women to gather (houses, mosques, café, clubs)	47	97	127	18	65
Youth clubs and associations	47	117	126	15	49
Spaces for men to gather (streets, houses, café, mosques, clubs)	52	113	120	11	58
Library	80	74	103	12	85

Q2: How accessible are these following out of school services in your community?				
Options	Always accessible	Sometimes	Never accessible	Doesn't exist
Business resources (grants, business plan, financial guidance)	16	53	191	94
Art, music, theatre activities	18	61	173	102
Other educational resources (scholarship & application info)	19	72	161	102
Employment skills training	26	76	171	81
Computer center	20	90	162	82

Access to computers at computer center	23	90	153	88
Debates/Structured Youth Conversations	21	96	145	92
Internet knowledge station	29	95	151	79
English language courses	35	94	162	63
Life skills/activities (communication, teamwork)	31	107	128	88
Computer courses	42	125	135	52

Q3: Have you heard or been part of (participated in) the following programs in your community?

Options	Yes
Community radio	49
NGO-CBO guidance/counselling activities	93
Mentorship (psychological, career)	117
Boy scouts	200
Girl scouts	206
Religious guidance/counselling	236

Q4: Does your community provide the following to assist the process of entering the workforce?

Options	Yes	Somewhat	No	I don't know
Job fairs	9	43	265	37
Career counseling	13	60	251	30
Entrepreneurial support	25	44	248	37
Internships	34	57	237	26
Training for job placement	24	67	235	28
Volunteering in the workforce	16	77	233	28
Vocational training	36	77	214	27

Q5: Which places do youth gather when in your community? Select all that apply.

Options	Count
CBOs	19
Sports facilities	31
University	36
Parks	42
Clubs	55
Football playgrounds	65
Municipal spaces/halls	69
Community centers / Youth center	124
Private homes	184
Coffee shops or cafes	185
On the street	249
None	16

Other	2
-------	---

SCHOOL EDUCATION ENVIRONMENT

Q6: In your opinion what are the three most important issues in schools (in your community)?	
Options	Count
Attendance	291
Violence/-bullying	179
Overcrowded	115
Poor-quality-education	93
Student-to-student-relationship	84
Teacher-student-relationship	71
No-additional-subject-support	59
Teacher-parent-relationship	58
Bad-curriculum	43
Drop-outs	42
Too-many-school-related-expenses	37
Limited-or-no-access-to-school-facilities-(locked)	34
No-support-for-people-with-learning-difficulties	26
Limited-or-restricted-transportation	24
Infrastructural-issues	24
Distance-from-my-home-or-community	22
Late-school-shift-for-students-	15
Other	1

Q7: What do you consider the top three issues with school services in your community?	
	Count
Poor-learning-conditions	250
Lack-of-tutoring	212
Lack-of-mentoring/counseling-(feeling-connected-to-the-school-environment)	115
After-school-activities	109
Lack-of-subject-matter-choices-(Vocational-training,-computer,-English)	106
Lack-of-sports	106
Lack-of-private-student-to-teacher-time	50

Q8: Have you or has someone you know experienced these safety related issues in school in your community?	
	Yes
Bullying (physical/verbal)	222
Physical abuse (by students and/or teachers)	210
Unsafe conditions (infrastructural)	160
Safety issues to/from school	142
Harassment (from students &/or teachers)	121

Q9: Have you or someone you know experience the following school issues in your community?

	Frequently	Sometimes	Rarely	I don't know
Inadequate bathrooms	139	144	55	16
Poor maintenance	109	156	69	20
Not enough space in classroom	94	130	99	31
Unhygienic	87	180	72	15
Lack of equipment (books, recreational equipment, computers)	82	160	75	37
Unsafe conditions (bad wiring, infrastructure)	75	150	91	38
Violence, bullying, harassment	74	140	91	49
Low quality education	67	161	95	31
Understaffed	63	157	102	32
Disconnectedness to school environment	56	170	85	43
Teachers lacking experience	49	173	102	30

10. Have you or has someone you know experienced these barriers to schools in your community?

	Frequently	Sometimes	Rarely	I don't know
Stray animals	164	98	81	11
Transportation/ location of the school	119	100	102	33
Lacks accessibility for persons with disabilities	91	130	94	39
No assistance for people with learning difficulties	79	151	86	38
Need to take care of siblings/children/ elderly	63	123	127	41
Financial reasons (uniform, books, tuition)	61	145	118	30
Need to work to support family	60	143	110	41
Parents/family situation (not allowed by family/spouse)	48	157	117	32
Stray animals	164	98	81	11

11. Do the following exist in schools in your community?

	Yes
School improvement activities	211
Student-led extra -curricular activities	214
Volunteering activities	228
School leadership (student council)	291

HEALTH
12. Please select three of the following that you consider the most important for youth

	Frequency
Smoking	272

Drugs	262
Alcohol	234
Nutrition	169
Health-education	90
Environmental-problems	85
Physical-activity	54
Obesity	16
Other	1

13. Do you consider the following to be problems in your local health facilities?			
	Majorly problematic	Not problematic	Do not know
Availability of specialized physicians	234	113	7
Availability of equipment	226	108	20
Availability of mental health services (psychologist, institute)	223	94	37
Limited operating hours	216	123	15
Availability of Pharmacy/medication	202	140	12
Low quality of service	201	132	21
Lack of staff capacities	166	173	15
High number of patients	143	197	14
Lack of hygiene	102	235	17

14. Which of the following do you consider barriers to health care in (name of community) (choose 2-3)	
	Frequency
Unable-to-reach-the-health-facility	172
Financial-barriers	160
Services-needed-yet-unavailable	157
Capacity-of-the-center	152
Delays-in-receiving-care	140
Female-related-health-challenges	83
Discrimination-(gender,-tribe,-origin)	59
Unsure-what-services-are-available	11

SOCIAL ENVIRONMENT

15. Have you or has someone you know experience the following issues in your community?			
	Yes	Sometimes	No
Bullying (Neighborhood/work)	82	172	100
Verbal/emotional/ psychological abuse (partner/family)	94	144	116
Physical abuse (partner/family)	55	167	132
Gender bias (towards females)	69	133	152
Physical harassment (workplace/community)	46	116	192

Sexual harassment (workplace/community)	45	105	204
---	----	-----	-----

INCLUSION

16. Do you feel that in your community there equal access to activities/facilities for males & females?
Yes %
53.7%

17. Which of the following have you considered barriers to inclusion (persons with disabilities, refugees, women) in (name community)?	Count
Social-norms	233
Lack-of-community-awareness	158
Local-policies	140
Racism/sexism	123
Individual-perceptions-and-biases	100
Infrastructure-(disabilities)	99
Laws-&-legal-framework	76
None-of-the-above	2

18. To what degree do you think the following groups are <u>accepted</u> in (name of community)?	Frequently	Sometimes	Rarely	I don't know
Other nationalities	176	117	55	6
Other Religions	167	110	54	23
Other tribes	186	109	51	8
Refugees	176	122	47	9
Persons of other social classes	201	103	38	12
Persons of other educational backgrounds	204	109	32	9
Orphans	244	75	31	4
Divorcees	200	113	29	12
Children of divorced parents	196	122	29	7
People with disabilities	218	103	24	9

COMMUNITY SERVICES

19. How would you rate these municipal related services?	Good	Neutral	Bad	I don't know
General municipal services	71	149	125	9
Providing official documents	92	141	108	13
Providing municipal licenses (building, business, sidewalks)	85	161	99	9

20. Are there issues with the following services in your community?	Yes%	No%	Doesn't exist%	I don't know%

Transportation	270	51	18	15
Water	255	72	19	8
Government Services	173	145	25	11
Children Daycare	143	91	50	70
Roads & Sidewalks	166	151	24	13
Elderly Services	138	131	45	40
Cleanliness	165	165	14	10
Garbage collection	154	165	22	13
Electricity	145	150	14	8
Promotion of tourist places	101	93	43	117
Access to Internet	109	114	31	63

21. How reliable and safe is the infrastructure in (name of community)?				
	Excellent	Average	Very poor	Doesn't exist
Safe/reliable water	51	142	143	18
Roads	53	183	114	4
Street lights	56	186	108	4
Electricity	53	200	96	5
Sewage/ Plumbing	48	163	84	59
Buildings	102	155	80	17
Bridges	30	73	43	208

22. Are these issues in your community?			
	Yes	No	I don't know
Water scarcity	285	60	9
Desertification	217	99	38
Litter	205	132	17
Air pollution	184	157	13
Waste Management (sewage, chemicals, contaminants)	172	142	40

INSTITUTIONAL SURVEY ANALYSIS

Number of Institutions in Talal 17

Types of Organizations	
Governmental	16
Non-Profit	1

Closest type of transportation	
Walking	5

Bus	1
Walking & Taxi	3
Walking & Bus	7
Bus & other	1

Fees for services	
Yes	9
No	8

Youth Development	
Art & Music Activities	0
Cultural Activities	4
Theatre	0
Summer Camps	0
Edu.Support- Tutoring	2
Edu.Support- Financial Aid	1
Edu.Support- Scholarship	1
Religious Services & Education	3
Life Skills Training	2
Computer	2
On Job Training	4
Vocational	3
Internship	4
Employment Skills	2
Business Development	2
Debates	0
Volunteering Opportunities	1
Football Training	0
Football Teams	0
Swimming Training	0
Competitions	1
Athletes Support	0
Leadership- Boy Guides	1
Leadership- Girl Guides	0

Youth Mentorship	2
------------------	---

Spaces for Youth Development	
Community/Youth Centers	4
Club	1
Football Field	1
Playground	0
Parks	0
Pool	0
Sports Facilities	0
Library	1
Movie Theater	0
Museum/Cultural Centers	0
Amusement Park	0
Restaurants	1
Coffee Shops/Café's	1
Municipal Spaces/Halls	2
Meeting Space	0

Educational Environment	
After School Programs	2
Education- Secondary/Middle School	1
Alternative High Schools	0
Colleges/Universities	0
Computer Training	2
Learning Difficulties in Early Childhood	0
Learning Difficulties	0
Person with Disability	0
Tutoring	0
Student Exchange	0
Other	0

Health	
Family Planning	5

Health Awareness Campaigns	3
Dental Clinic	4
Family Health Clinic	2
Specialized Health Clinic	0
Public Hospital	0
Mental Health Services	0
Pediatric Care	3
Pre Natal Care	1
Health Insurance	1
Drugs Rehabilitation Centers	0
Other	0

Social Environment	
Women support	3
Anti-Corruption Association	0
Family Support Services	3
Family Concern's Centers	0
Charity	2
Other	0

Inclusion	
Sr. Citizens Services	5
Orphan Shelters	0
Refugee Services	4
Persons with Disability Services	4
Learning Support Person w/Disability	1
Learning Support Learning Difficulties Services	3
Other	0

Community Services	
Water Safety	2
Pollution Control	5
Street Maintenance	5
Sewage Control	0

Farming	5
Sustainable Agriculture	4
Renewable energy	2
Internet Access	3
Public Officials and Offices	2
Community Development	6
Other	0

Other Programs Services	
Daily Nurseries	0
Day Care Kindergarten	1
Day Care School Age	1
Parenting Assistance	0
Sponsor Special Events/Activities	3
Event Organizing	4
Other	1

Services for Education Incompleters	
Reading, writing and math skills	2
Developing practical and vocational skills	7
Providing job opportunities	1
Youth Counseling	5
Life Skills	4
We don't offer any services for youths who didn't complete their education	7
Other	2

Needs of youth that did not complete their education		
Need 1	Need 2	Need 3
Humanitarian services	education	development
Educational support	Develop local talents	Develop skills that serve the community
Work opportunities	Sport fields & facilities	Library

Educational support	Volunteer work	
VTC		
Awareness lectures	Volunteer work	
Maintenance services	Employment support	
Health awareness	Vaccination	Regular health inspections
Servicing buildings	Work support	Humanitarian services
Services for youth	Humanitarian services	Improving infrastructure
Support youth	Guidance	Work opportunities
Education awareness	Motivation	
Active members in centers	Self-development courses online	Courses for youth

No. of beneficiaries/month	
1-25	4
26-50	2
51-100	3
1001+	5
We do not offer youth services	3

Do you have adequate facilities and resources to meet the demands of all youth who seek services from your organization?	
Yes	11
No	3
Does not offer any youth services	3

FOCUS GROUP QUESTIONS

1. Which of these are a priority for your community?
2. Why does this happen/exist?
3. Why is this important?
4. What are the other things happening (issues by this) because of this?
5. Who else is responsible for this?
6. What has been done in the past to resolve/address this?

Probe:

- Are the activities/initiatives that addressed this issue? Why did they not work?



- If yes, what parts were effective, and what parts were not effective?
- Are there reasons why this service/resource does not exist that you are aware of?
- What are more specific barriers?
- Are there any other ideas?