

THE JOURNEY TO SELF-RELIANCE: THE SELF-RELIANCE METRICS

August 16, 2018



USAID
FROM THE AMERICAN PEOPLE

What is Self-Reliance?

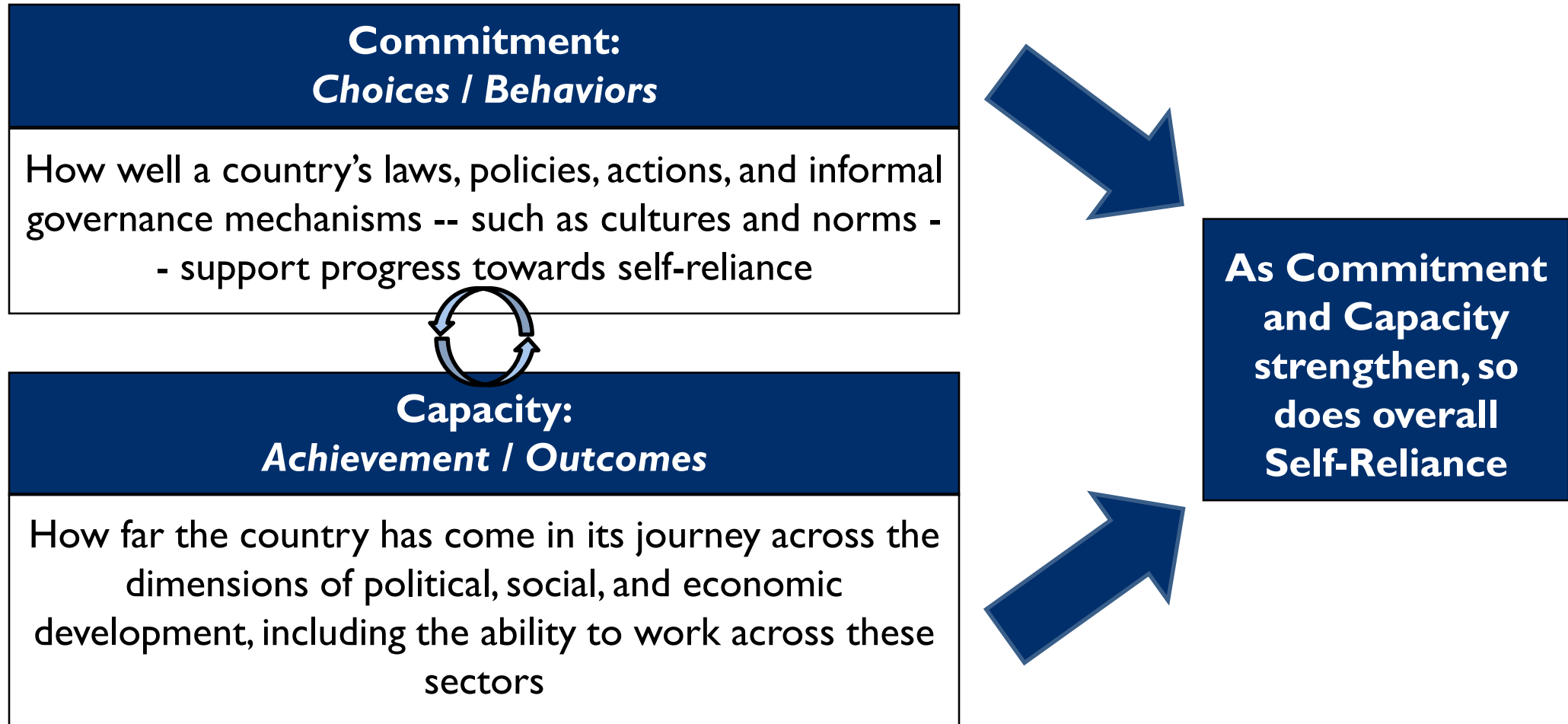
“I believe the purpose of foreign assistance should be **ending its need to exist**. Each of our programs should look forward to the day when we can end it. And around the world we should measure our work by how far each investment moves us closer to that day. Now, I'm under no illusions. In some places, that day is quite a ways off. But we could help our partners by **prioritizing programs** that show measurable impact, **incentivize reform**, diversify our partner base, foster **local capacity-building**, and mobilize their own **domestic resources**. In the area of humanitarian assistance, we **will always stand with people when disaster strikes or crisis emerges**.”

Administrator Mark Green
August 7, 2017
Welcome Remarks to Employees

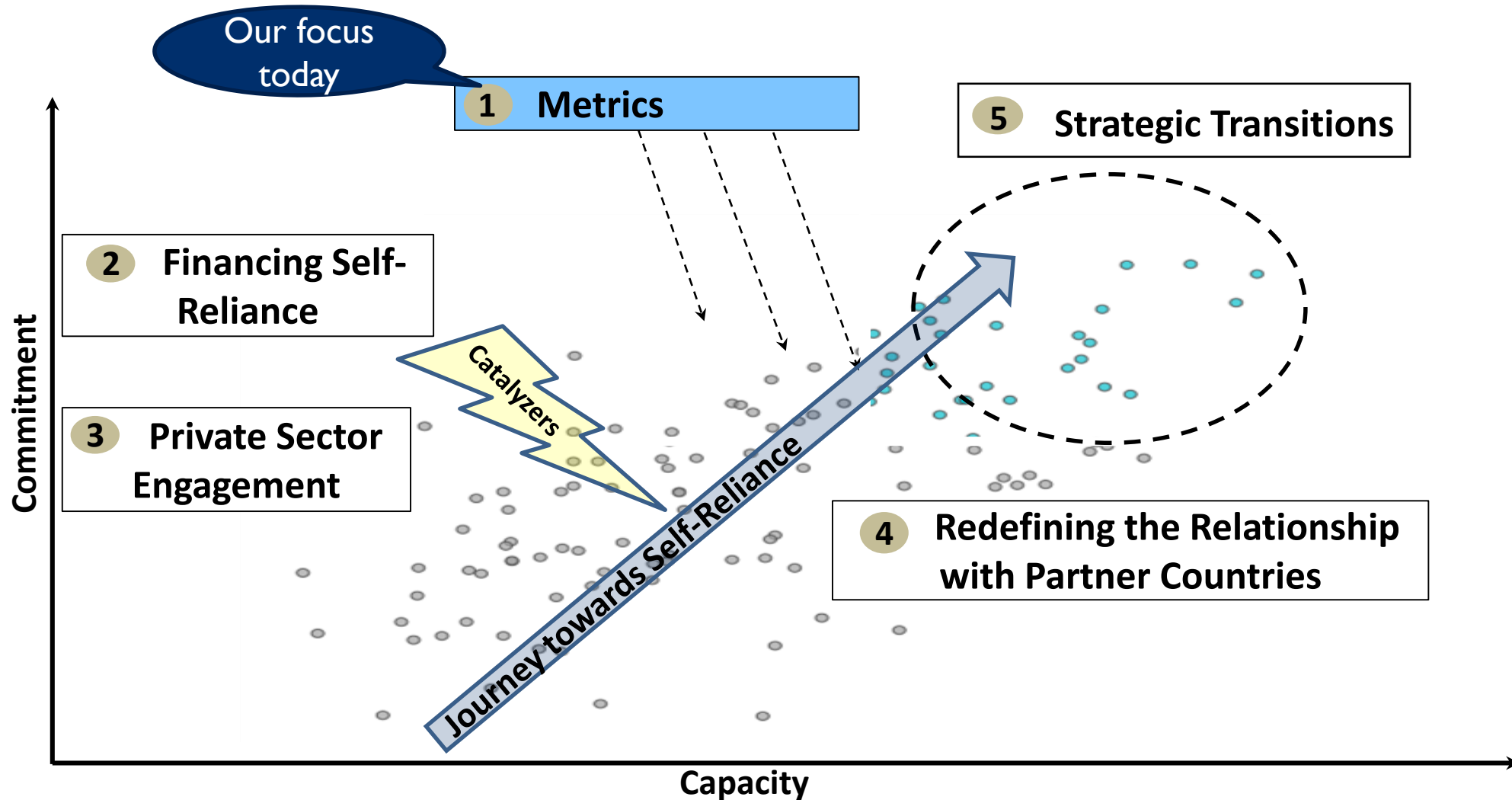


Self-Reliance:
The ability of a country to plan, finance, and implement solutions to its own development challenges

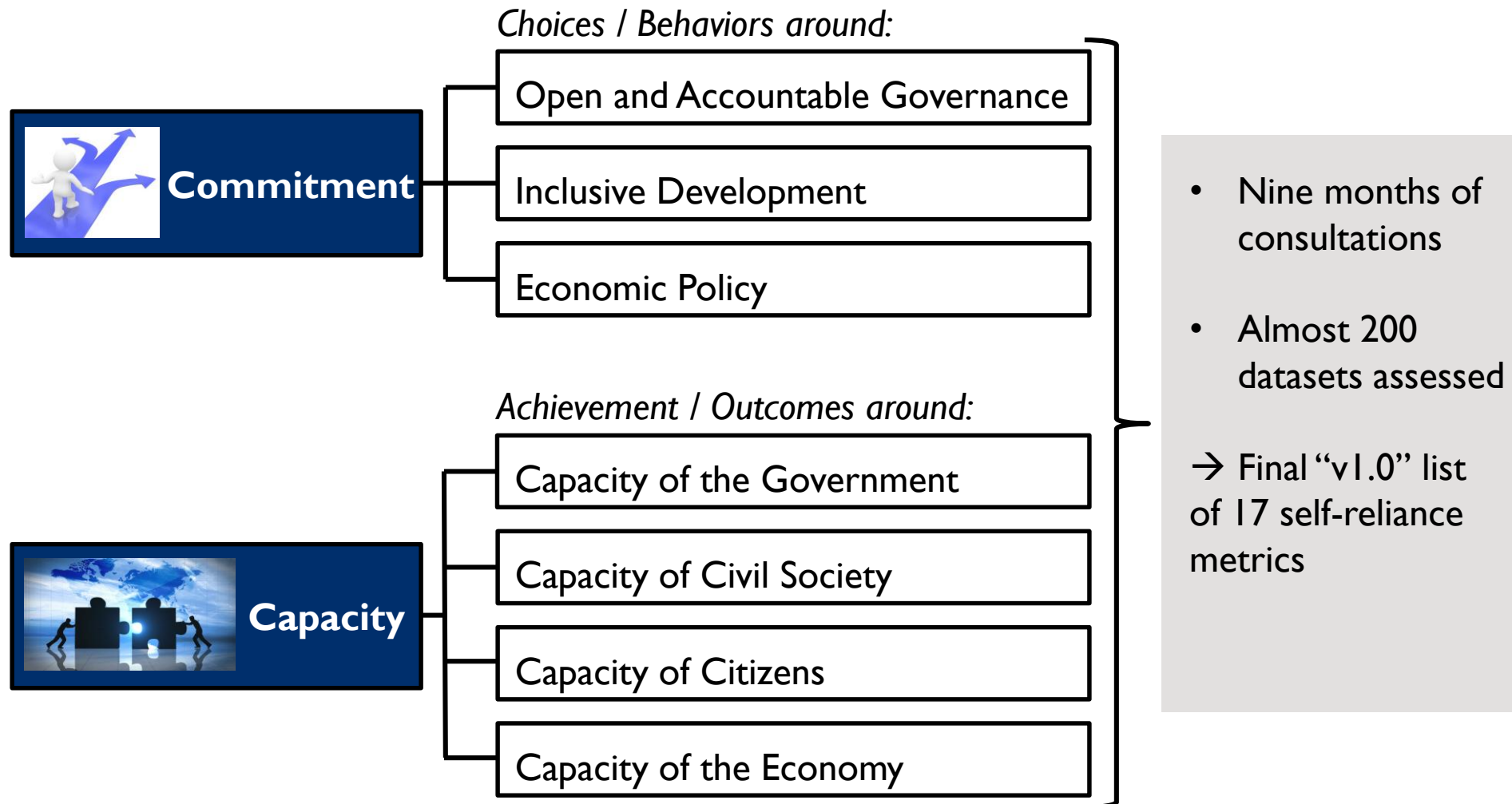
What drives Self-Reliance?



How is USAID re-orienting around the concept of Self-Reliance?



What is the Self-Reliance metrics effort trying to measure?



Which metrics have we settled on?



COMMITMENT METRICS CHOICES/BEHAVIORS

- 1. Open and Accountable Governance**
Liberal Democracy Index (V-Dem)
Open Government (WJP)
- 2. Inclusive Development**
Social Group Equality (V-Dem)
Economic Gender Gap (WEF)
- 3. Economic Policy**
Business Environment (Legatum)
Trade Freedom (Heritage)
Biodiversity and Habitat Protection (Yale/CIESIN)



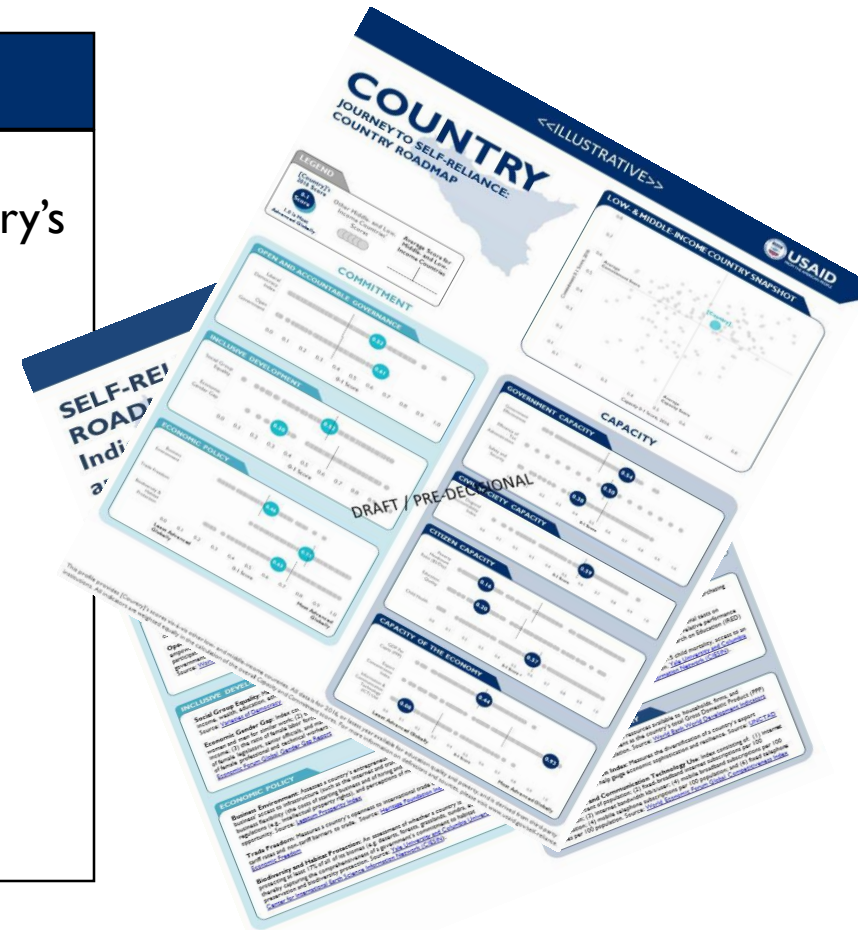
CAPACITY METRICS ACHIEVEMENT/OUTCOMES

- 1. Capacity of the Government**
Government Effectiveness (WGI)
Efficiency of Tax Administration (IPD)
Safety and Security (Legatum)
- 2. Capacity of Civil Society**
Diagonal Accountability Index (V-Dem)
- 3. Capacity of Citizens**
Poverty Rate (World Bank)
Education Quality (World Bank)
Child Health (CIESIN)
- 4. Capacity of the Economy**
Per Capita GDP in PPP (World Bank)
Export Concentration Index (UNCTAD)
ICT Use (WEF)

How will we turn these metrics in to a self-reliance assessment tool?

What are country roadmaps?

- The primary visualization tool for assessing a country's journey to self-reliance:
 - Overall: relative position
 - Along each metric: strengths, obstacles
- Will be produced annually for all low- and middle-income countries
- Anticipate being publically available later this year



What will be the ultimate uses for these roadmaps and metrics?

What will the Roadmaps and metrics be used for?



1. Seeing where a country is on its journey towards self-reliance
2. Development dialogue, as appropriate
3. To inform high-level strategic planning efforts
4. As a signal for when to consider closer examination for strategic transition

What will the Roadmaps and metrics not be used for?



- As a stand alone “red light / green light” determinative tool
- As a sort of competitive “scorecard” (ala MCC)
- “Infallibly”– secondary / supplemental information will be key, and the indicators will need to be continually reviewed and improved
- To measure progress on specific USAID projects/activities

Primary metrics: Limitations

- Key system inter-relationships
- Sector-specific challenges or opportunities
- Sub-national or regional development differences
- Unique country context issues

Using secondary metrics and analyses

- Provide a sector-level view of self-reliance
- Inform programmatic and sector approaches
- Engage external stakeholders (i.e. funding)
- May inform programmatic and sector decisions, but not necessarily as outcome indicators
- Should not replace the country-level analyses needed for program design-implementation

Table Discussion: Secondary metrics in context

- Move to a “**sector table**” that reflects your work or personal interests
- Within your sector group, choose a **leader** to report out and a **scribe** to document the process
- One **Commitment and Capacity Sub-Dimension** per sector.
- Identify elements (**DO/IRs**) in your current RF that could support change in your selected sub-dimensions.
- How might **current programming impact** your selected sub-dimensions?
- Do any **existing activity or project-level indicators** reflect these sub-dimensions?
- Identify the **top three opportunities and challenges** your sector team would face in measuring outcomes that reflect changes in the sub-dimensions you’ve selected.

Thanks!

FRANCIS X. HIGDON
EVALUATION TEAM LEAD

FHIGDON@USAID.GOV

202-712-0060

