



USAID Takamol

National Gender Survey



About Takamol

USAID Takamol Gender Program is a five-year program implemented by IREX and funded by USAID. The program promotes gender equity and female empowerment in Jordan by expanding social dialogue on gender equality, strengthening enforcement and advocacy, and improving services for women and girls. USAID Takamol delivers support, technical assistance, and grants to build the capacity of national and grassroots organizations, including civil society actors, media, government ministries, and other USAID Implementing Partners to achieve gender equity and female empowerment.

The Survey

This survey, designed and coordinated by Takamol, aimed at collecting and disseminating accurate, nationally representative data on gender. It was carried out in June of 2017 via SMS technology. Responses were received from a representative sample size of 2,000 people of various age groups distributed among Jordan's 12 governorates.

Methodology

The questions formulated for this survey were taken from the Performance Indicator Reference Sheet as per the USAID Takamol – Gender Program's Activity Monitoring and Evaluation Plan (AMEP). This survey aimed to measure the F-indicator, Goal A: Percentage of participants reporting increased agreement with the concept that males and females should have equal access to social, economic, and political opportunities (Mission PMP -4.B), of the US Agency for International Development's (USAID) Special Development Objective #4.

Eight questions were chosen for data acquisition using the array question type prefilled with answer choices on a 1 to 5 scale (To what extent do you agree or disagree with the following statements: Strongly Agree, Agree, Neutral, Disagree, and Strongly Disagree) where a matrix can be displayed in which columns are represented by sub questions and the same answer options are shown for each row.

Furthermore, the data received was disaggregated by governorate, age group, sex, marital status and education levels and analyzed accordingly.

Sample

Random Sample
Total of **2012**
respondents

- Females: **706 (35%)**
- Males: **1306 (65%)**

Governorate	# of Reponses	Percentage	Geographical Distribution of the Jordanian Population:
Irbid	203	10.1%	18.6%
Balqa	84	4.2%	5.2%
Zarqa	187	9.3%	14.3%
Tafila	8	0.4%	1 %
Aqaba	46	2.3%	2.%
Karak	111	5.5%	3.3%
Mafrq	34	1.7%	5.8%
Jerash	12	0.6%	2.5%
Ajloun	11	0.5%	1.8%
Amman	1294	64.3%	42%
Madaba	15	0.8%	2 %
Maan	7	0.3%	1.5%

Sample

Percentage in Jordan for 13 + years old*

Widows: **3.1%**

Married: **54.5%**

Single: **41.1%**

Divorced: **1.2%**

Additional categories: (Separated /

Unspecified: 0.2%)

* Department of Statistics

Marital Status	# of Reponses	Percentage
Secondary Schools or less	777	39%
Bachelor degree	685	34%
Vocational Training	96	5%
Masters/PhD	172	9%
Community college	282	14%

Age group	# of Reponses	Percentage
10-17	62	3%
18-29	629	31%
30-49	995	49%
50+	326	16%

Marital Status	# of Reponses	Percentage
Widow	30	1%
Single	623	31%
Married	1290	64%
Divorced	69	3%

Type of
Questions
Asked



To what level do you agree or disagree with the following statements

Strongly Agree

Agree

Neutral

Disagree

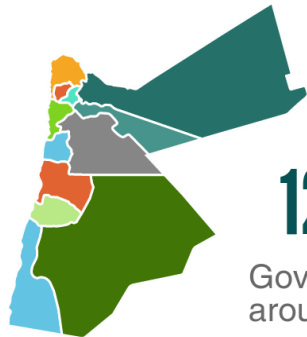
Strongly Disagree



Disaggregated
By:



Governorate



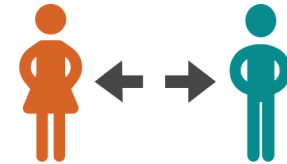
12

Governorates
around Jordan

Age



Sex



Education



Secondary School or Less, Vocational
Training, Community College, Bachelor's
Degree, Master's/PHD

Marital Status

Single



Married



Divorced



Widow



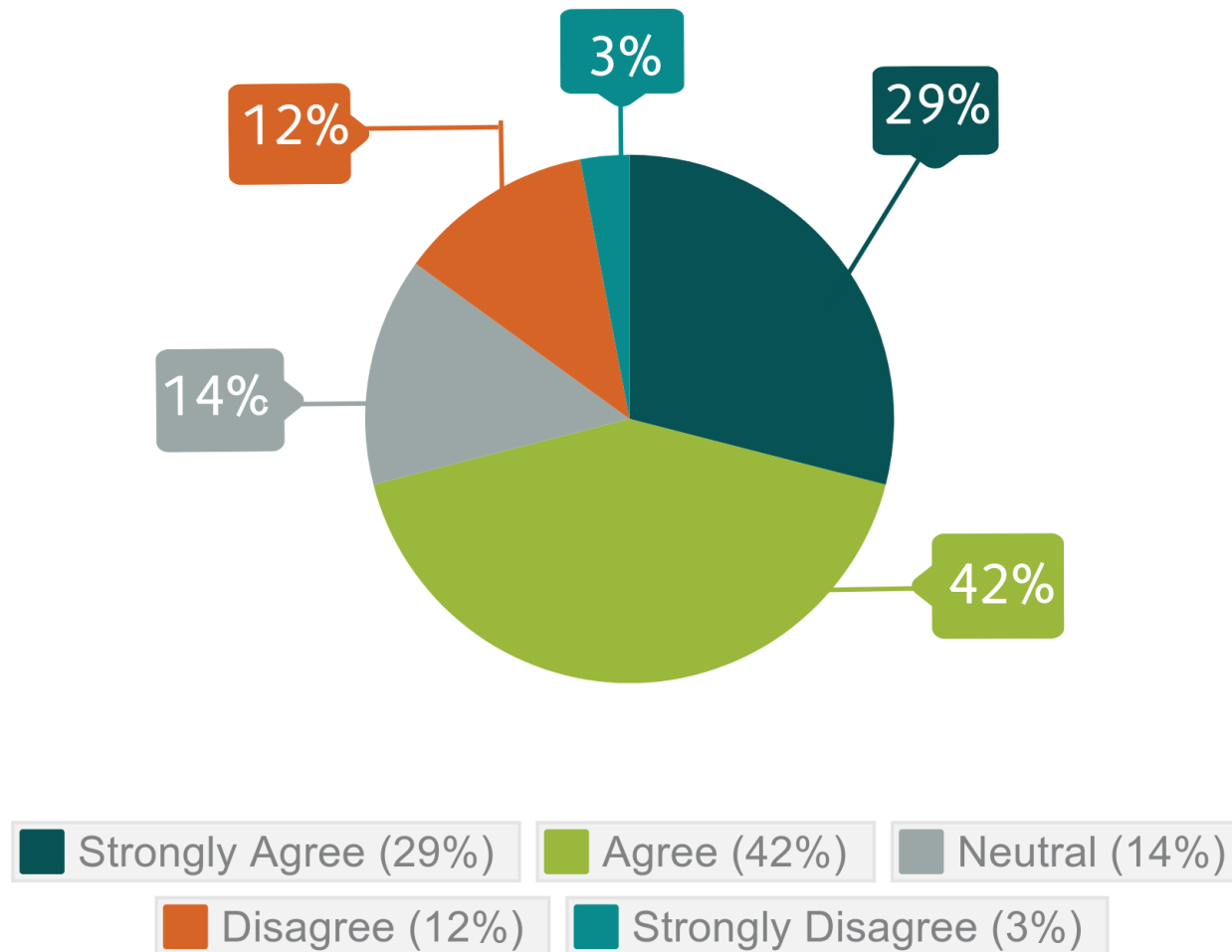


Question 1

To what extent do you agree or disagree with the following statement:

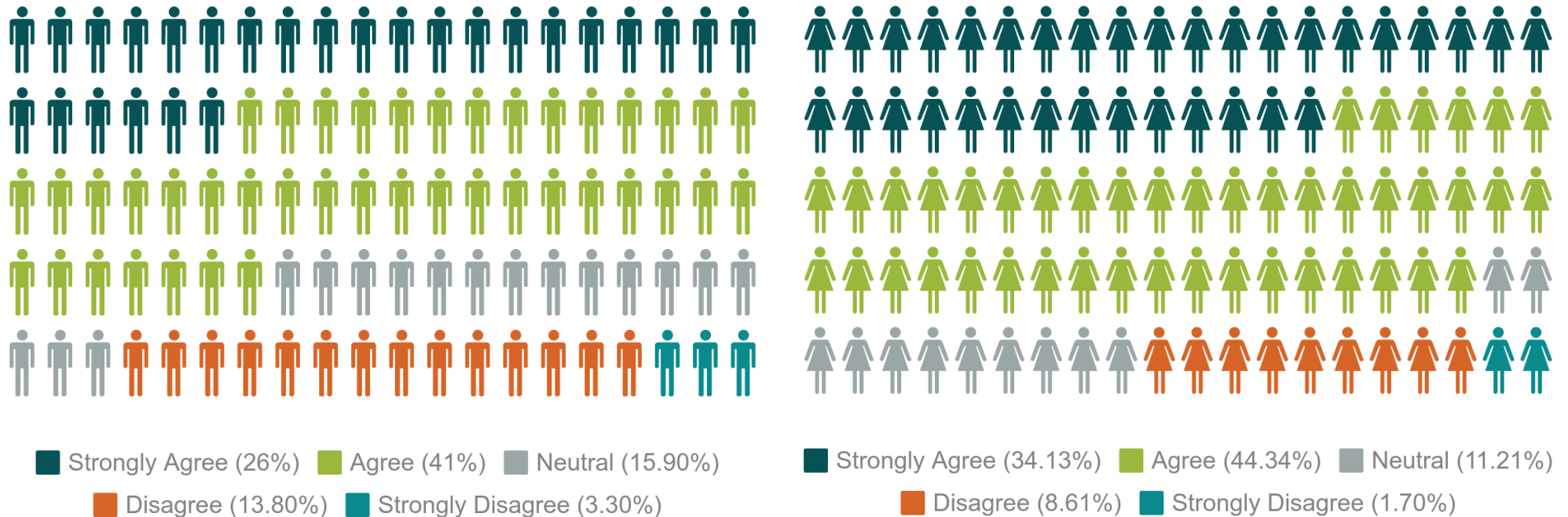
Women should have equal rights with men and receive the same treatment as men do.

Main Results



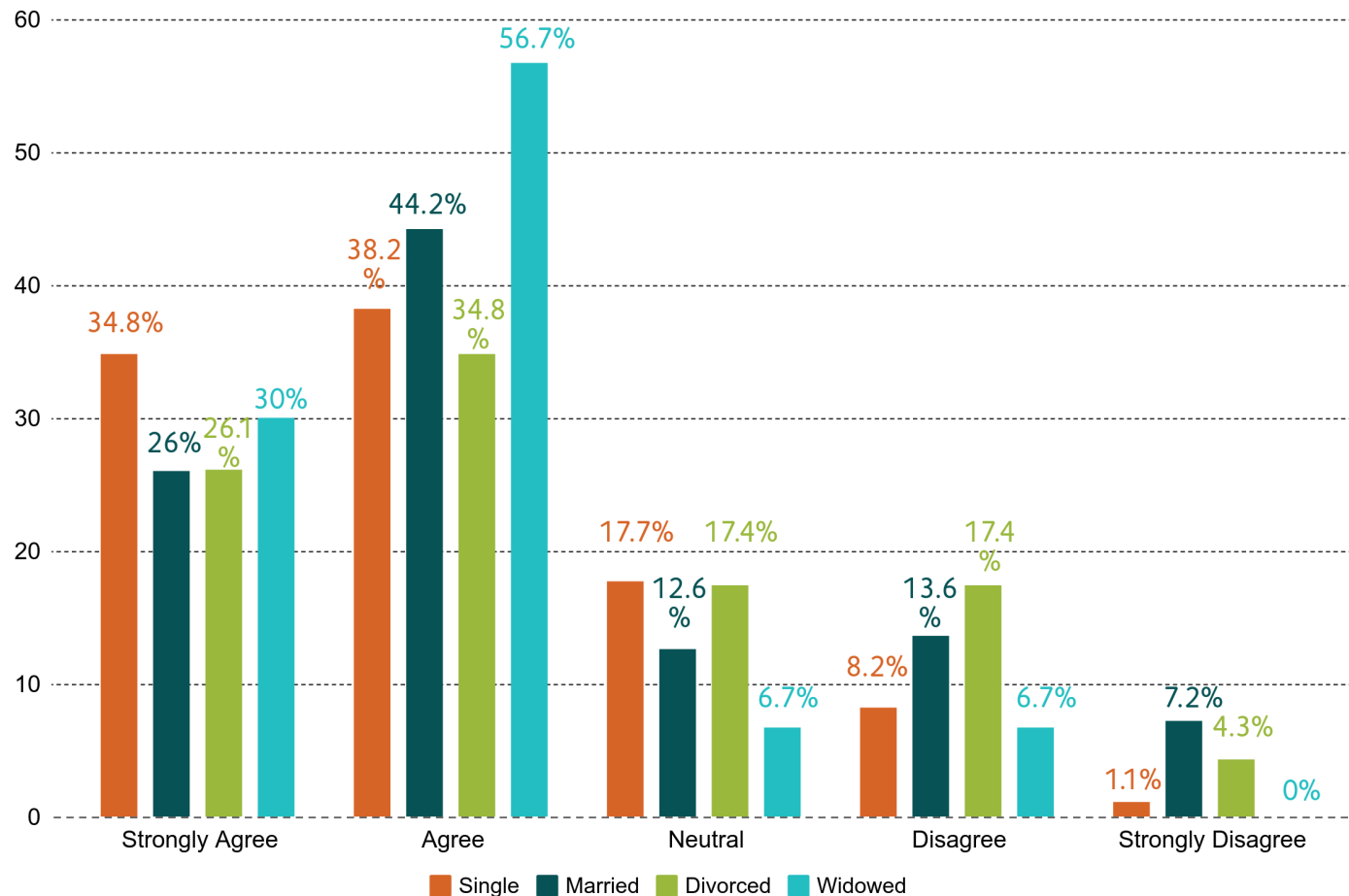
- Around **71%** were in agreement (Strongly agree/ agree) that men and women should have equal rights with men and receive the same treatment as men do.

Answers Disaggregated by Sex



- Among female respondents, round **78.5%** agreed (Strongly agree/ agree) that men and women should have equal rights and receive the same treatment as men do, while **67%** of men respondents agreed.
- **17.1%** of men respondents disagreed, (Strongly disagree/ disagree) while **10.3%** of female respondents disagreed (Strongly disagree/ disagree).

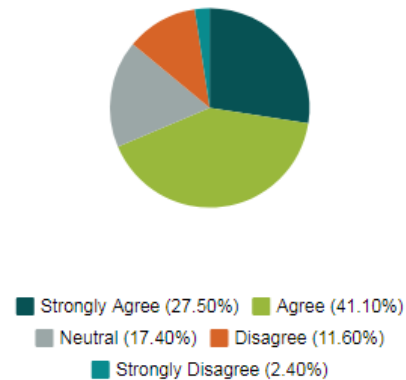
Answers Disaggregated by Marital Status



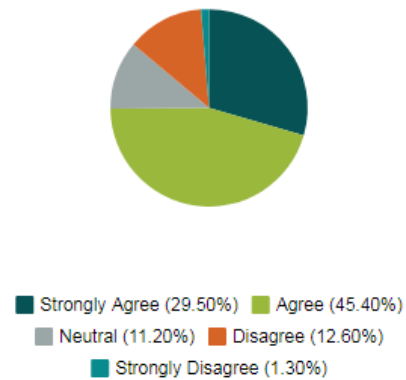
- Among widows, **86.7%** agreed (Strongly agree/ agree) that men and women should have equal rights and receive the same treatment as men do.

Answers Disaggregated by Education Level

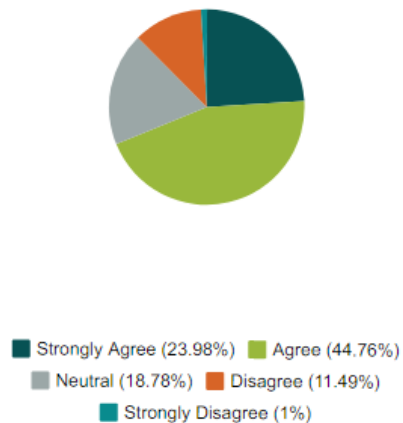
Secondary or Less



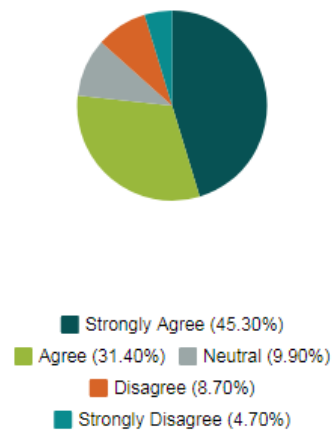
Bachelor



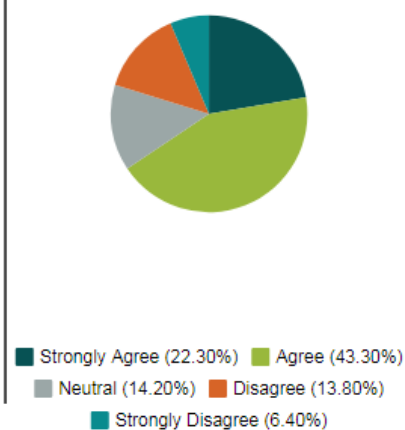
Vocational Training



Masters / PhD



Community College



- **45%** of respondents who have masters/PhD strongly agreed with the statement and 31.4% agreed (Strongly agree/agree).

Answers Disaggregated by Age



Answers Disaggregated by Governorate

	Strongly Agree	Agree	Neutral	Disagree	Strongly Disagree
Amman	30.2%	41.9%	14.9%	10.8%	2.2%
Zarqa	22.5%	41.2%	17.6%	15.0%	3.7%
Salt	22.6%	41.7%	15.5%	16.7%	3.6%
Madaba	26.7%	33.3%	6.7%	26.7%	6.7%
Irbid	28.1%	44.8%	9.9%	15.3%	2.0%
Jerash	25.0%	41.7%	8.3%	16.7%	8.3%
Ajloun	27.3%	27.3%	36.4%	9.1%	0.0%
Mafraq	35.3%	38.2%	5.9%	14.7%	5.9%
Karak	30.6%	45.9%	10.8%	9.0%	3.6%
Tafleh	37.5%	25.0%	25.0%	0.0%	12.5%
Maan	14.3%	57.1%	0.0%	28.6%	0.0%
Aqaba	23.9%	45.7%	13.0%	8.7%	8.7%

- The least percentage of disagreement was among the respondents of Ajoloun.

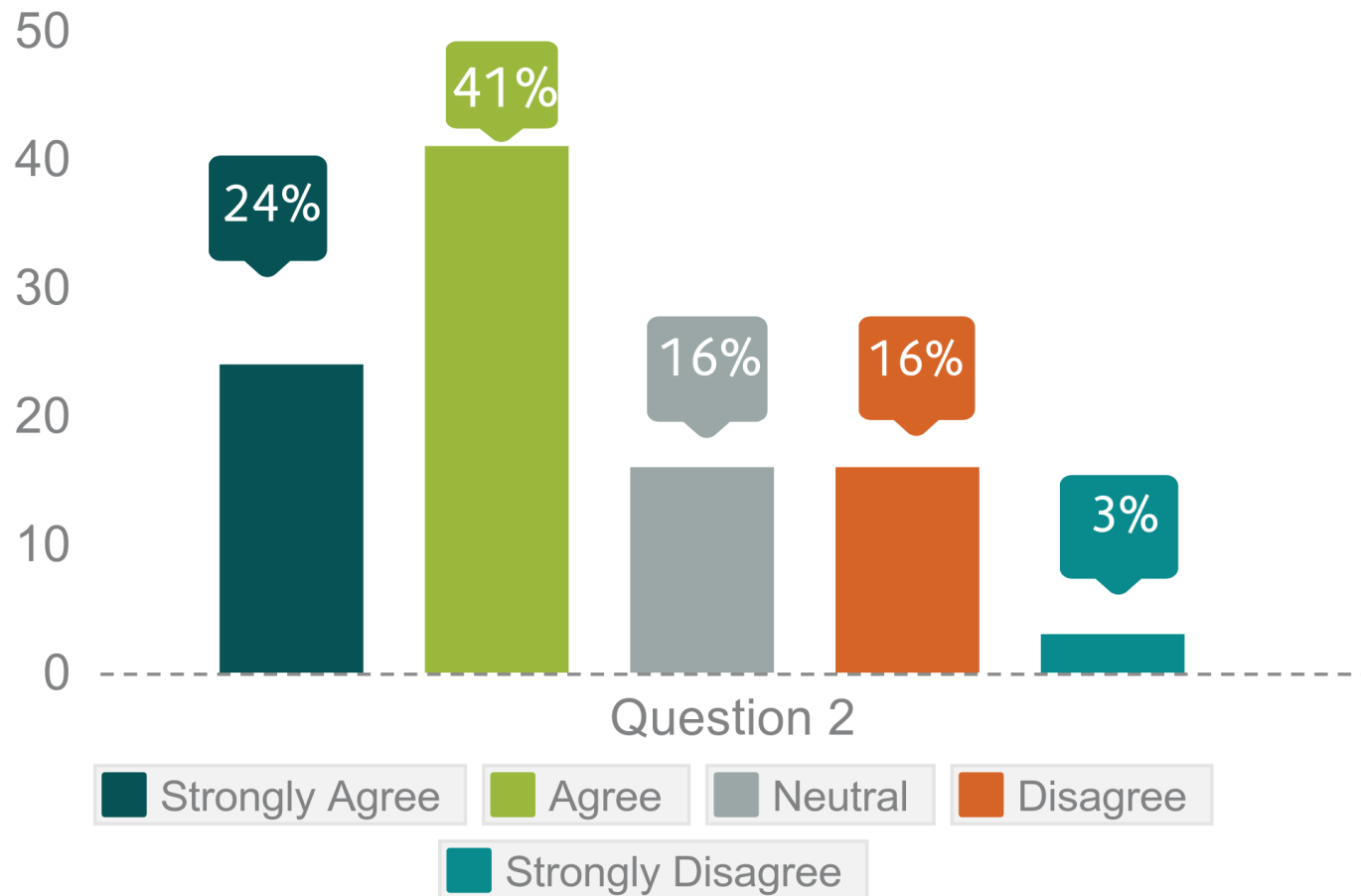


Question 2

To what extent do you agree or disagree with the following statement:

In general, men make better political leaders than women.

Main Results



- 65% agreed that men make better political leaders than women.

Answers Disaggregated by Sex



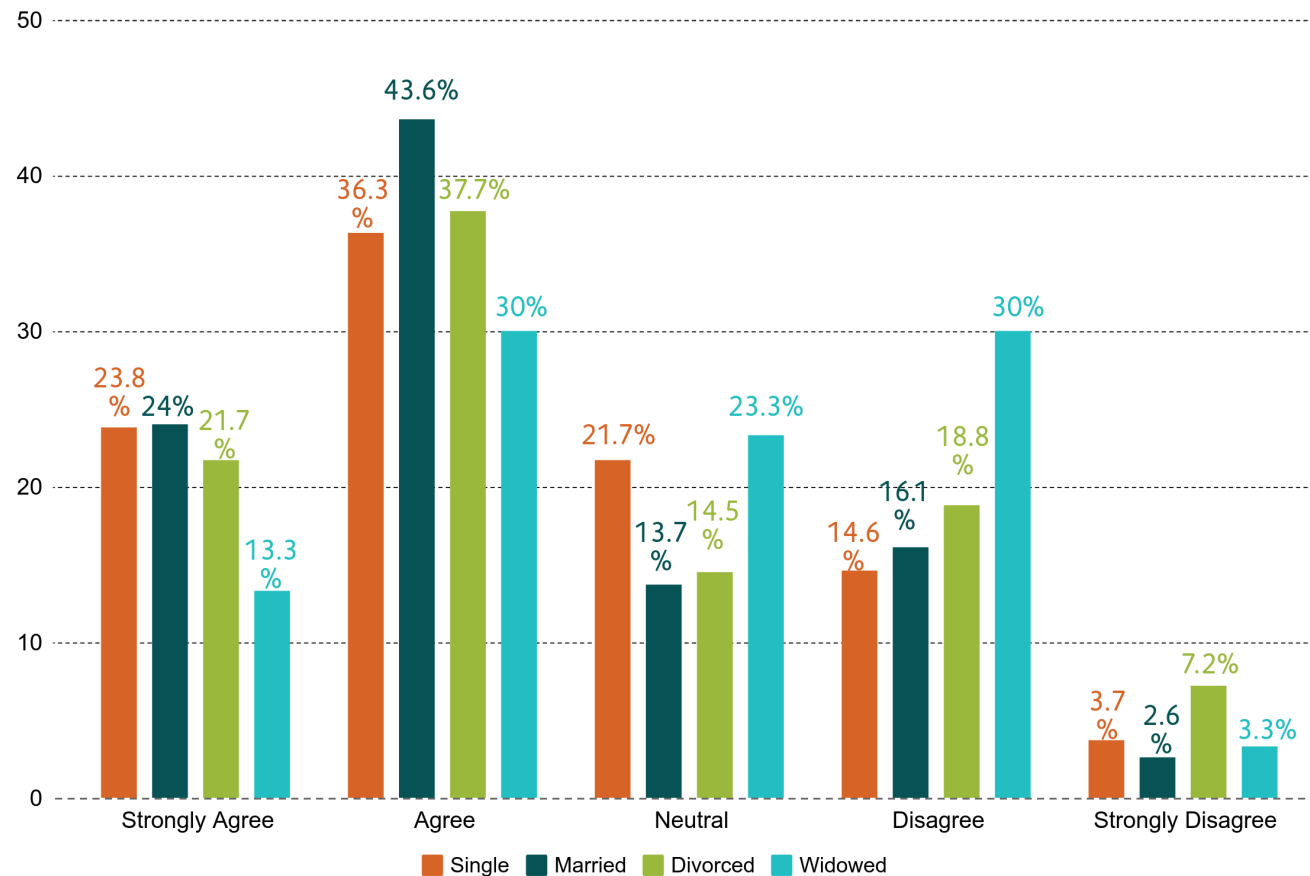
Strongly Agree (28.77%) Agree (41.66%) Neutral (14.19%)
Disagree (12.59%) Strongly Disagree (2.80%)



Strongly Agree (14.20%) Agree (39.50%) Neutral (20.30%)
Disagree (22.20%) Strongly Disagree (3.80%)

- **70.3%** of male respondents agreed that men make better political leaders than women while **53.7%** of female respondents agreed.

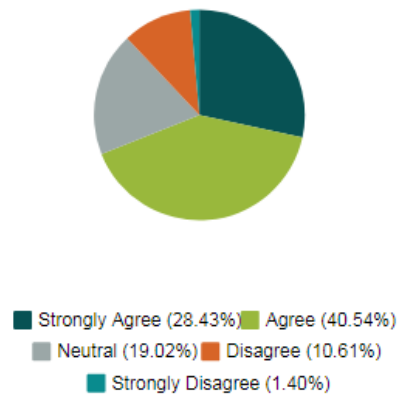
Answers Disaggregated by Marital Status



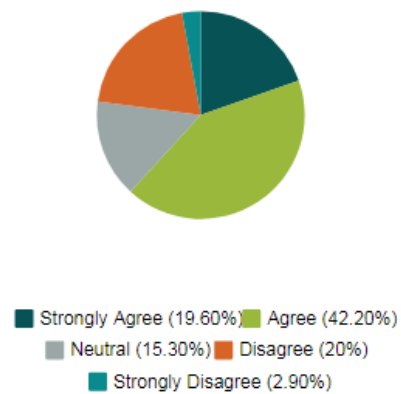
- **43.3%** of widows agreed (Strongly agree/ agree) with the statement. **33.3%** disagreed.
- There tend to be more agreement among married respondents than single or divorced respondents.

Answers Disaggregated by Education Level

Secondary or Less



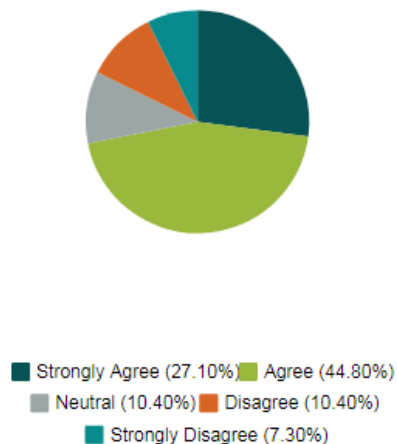
Bachelor



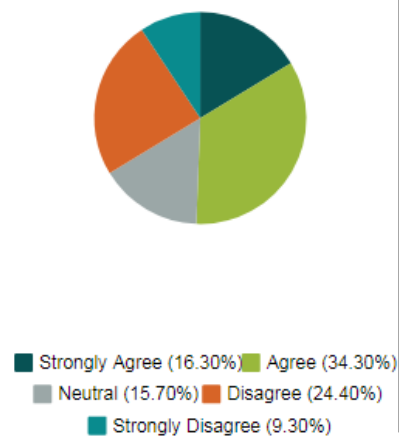
Disagreement:

- Secondary or less: **12%**
- Bachelor degree: **22.9%**
- Community college: **20.9%**
- Vocational training: **17.7%**
- Masters/ PhD: **33.7%**

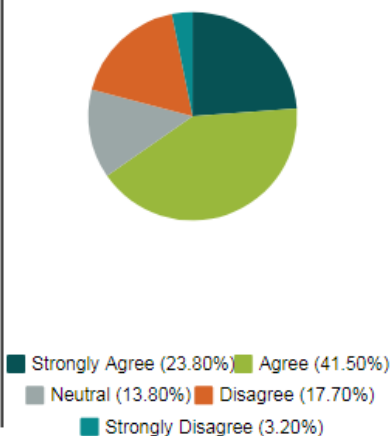
Vocational Training



Masters / PhD

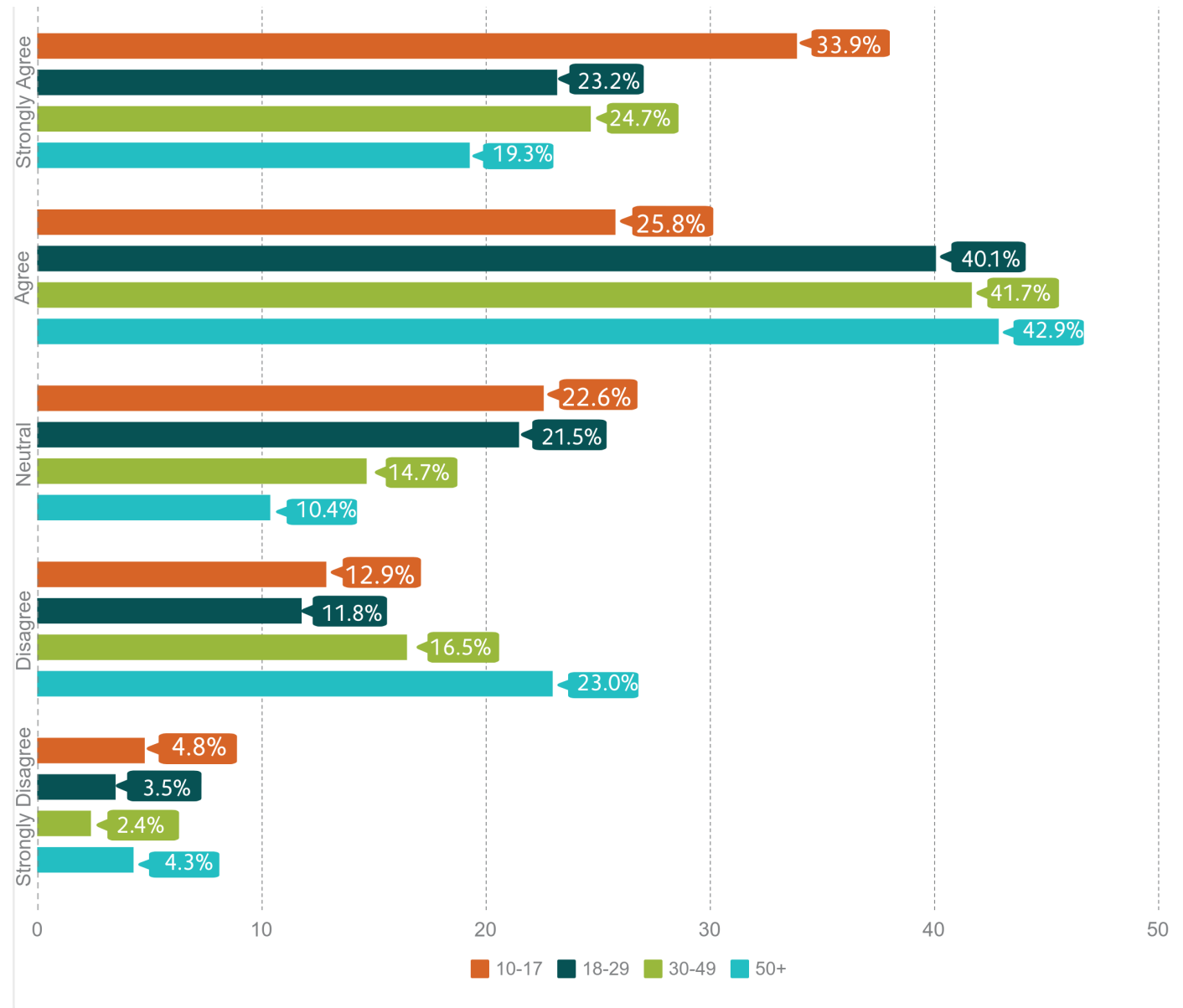


Community College



Answers Disaggregated by Age

- The highest percentage of disagreement was among respondents of 50+ years old (27.3%).



Answers Disaggregated by Governorate

	Amman	Irbid	Zarqa	Balqa	Madaba	Jerash	Ajloun	Mafraq	Karak	Tafileh	Maan	Aqaba
Strongly Agree	23.0%	21.7%	28.3%	25.0%	20.0%	16.7%	27.3%	17.6%	25.2%	62.5%	42.9%	21.7%
Agree	38.9%	46.3%	41.2%	44.0%	60.0%	50.0%	54.5%	47.1%	43.2%	25.0%	28.6%	50.0%
Neutral	17.7%	14.8%	11.8%	13.1%	13.3%	8.3%	0.0%	14.7%	17.1%	12.5%	14.3%	17.4%
Disagree	16.9%	14.3%	17.1%	16.7%	6.7%	16.7%	18.2%	14.7%	11.7%	0.0%	14.3%	6.5%
Strongly Disagree	3.5%	3.0%	1.6%	1.2%	0.0%	8.3%	0.0%	5.9%	2.7%	0.0%	0.0%	4.3%

- **0%** disagreement was marked in Tafila followed by **6.7%** in Madaba.

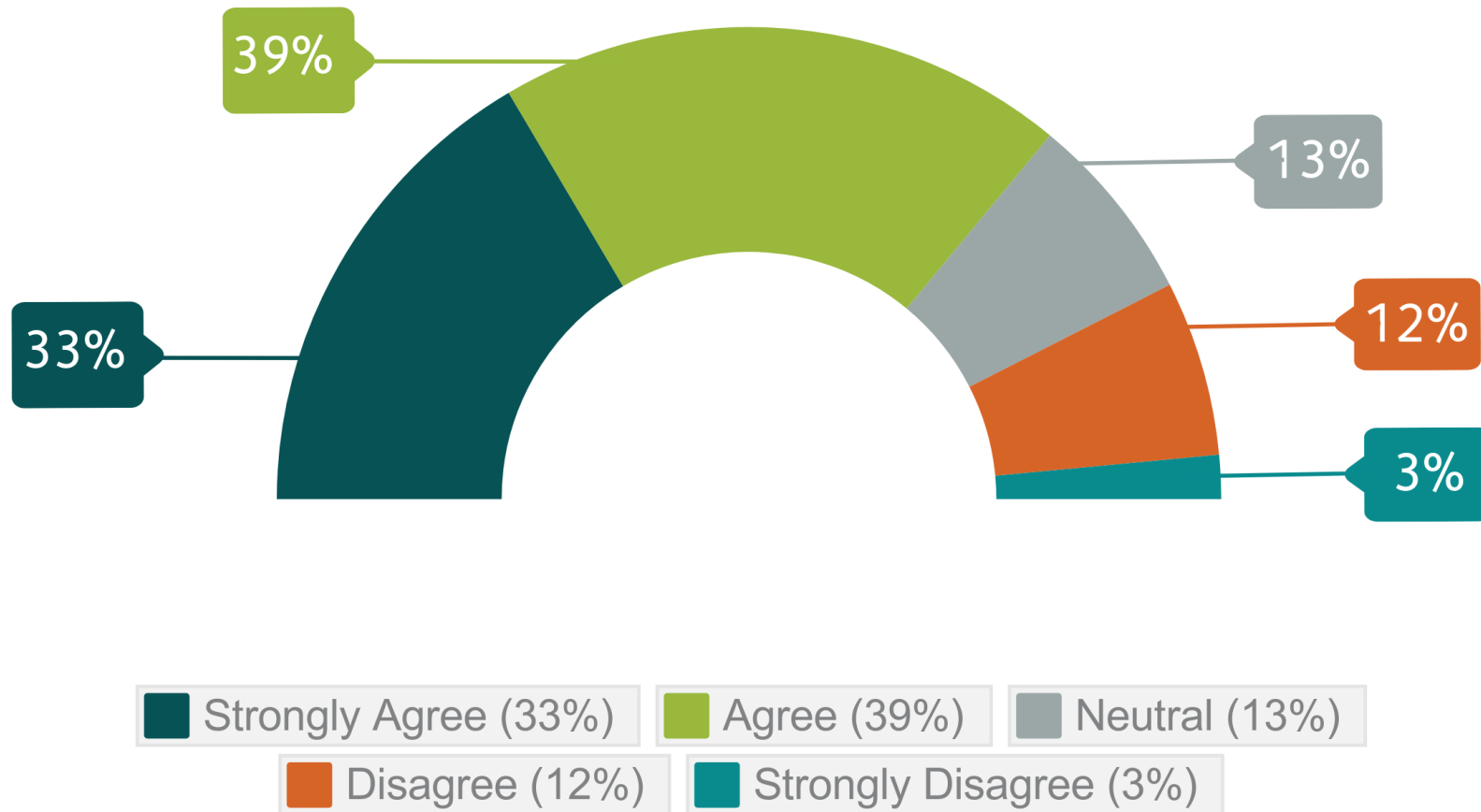


Question 3

To what extent do you agree or disagree with the following statement:

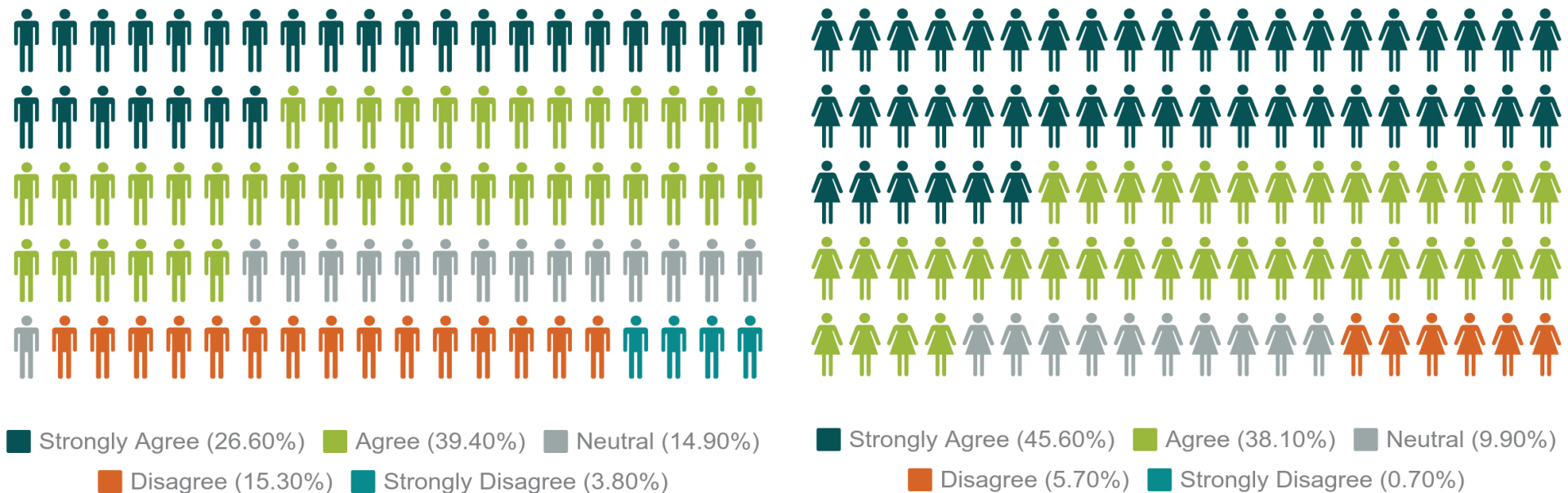
Women and men should have equal opportunities in obtaining a job including senior managerial positions.

Main Results



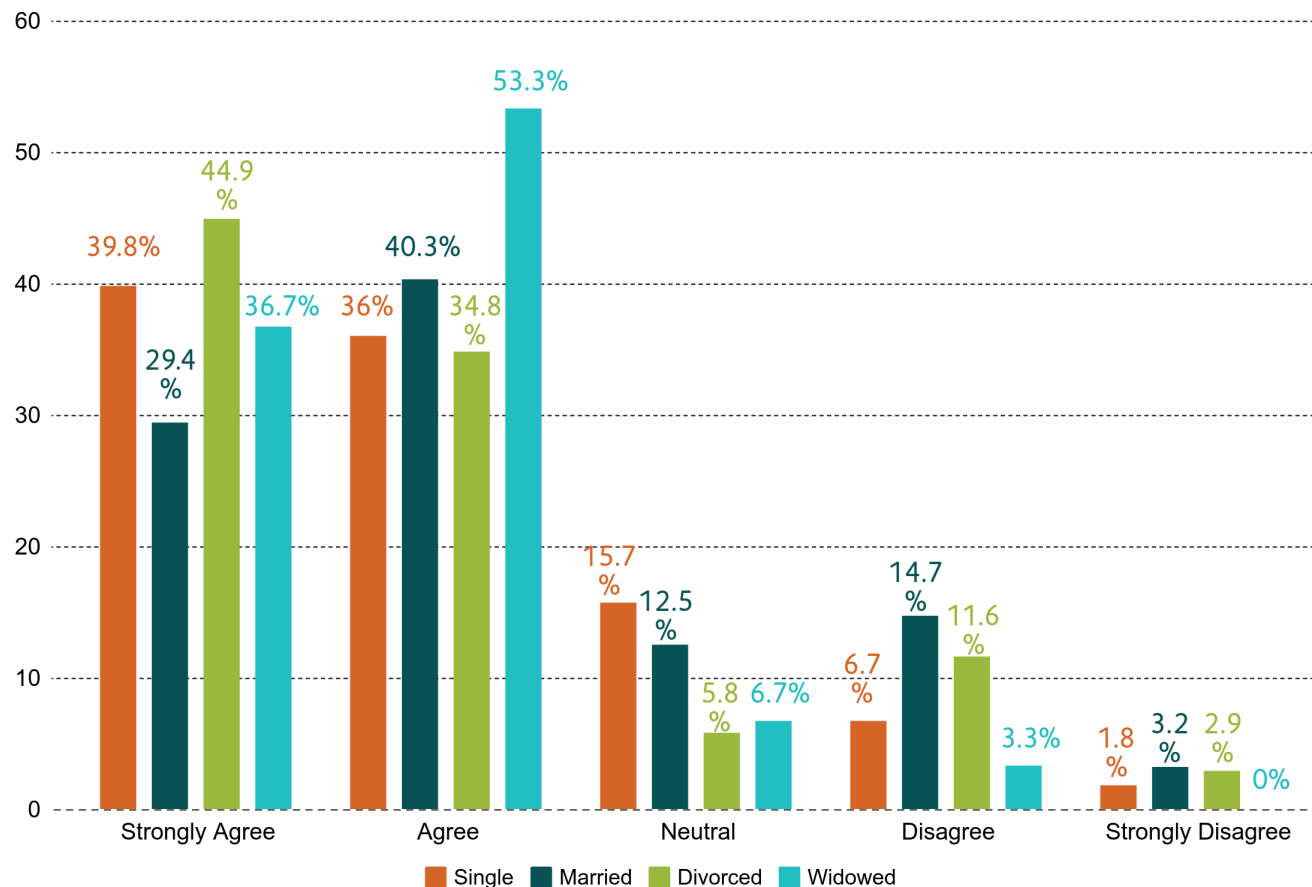
- Around **72%** agreed (Strongly agree/ agree) that women and men should have equal opportunities in obtaining a job including senior managerial positions.

Answers Disaggregated by Sex



- Around **83.7%** of female respondents agreed (Strongly agree/ agree) while **66%** of male respondents agreed with the above statement.

Answers Disaggregated by Marital Status

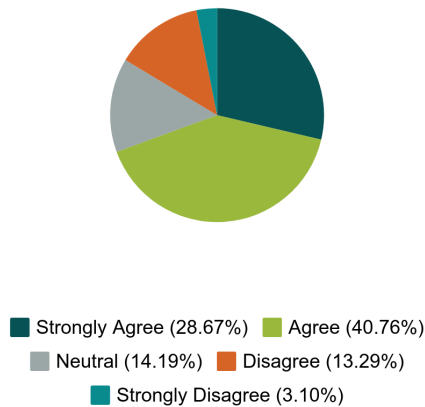


- The highest agreement (sum of (Strongly agree/ agree) with the above statement) was among widows respondents (**90%**) followed by divorced respondents (**79%**) single respondents (**76%**) and married respondents (**69.3%**).

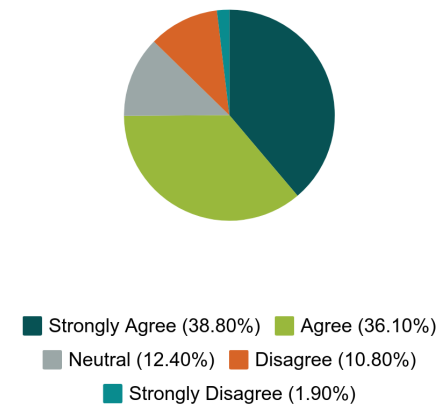
Answers Disaggregated by Education Level

- The highest agreement with the above statement (Sum of (Strongly agree/ agree) was among **masters and PhD holders** followed by **bachelor degree holders**.

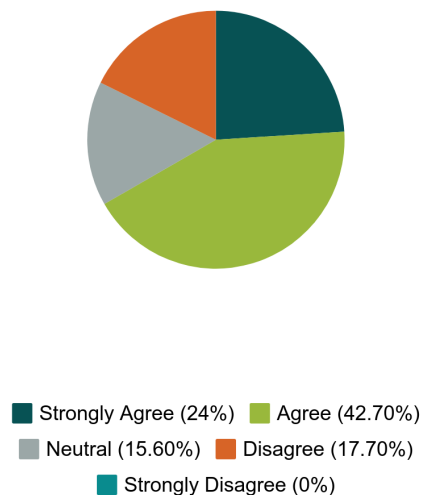
Secondary or Less



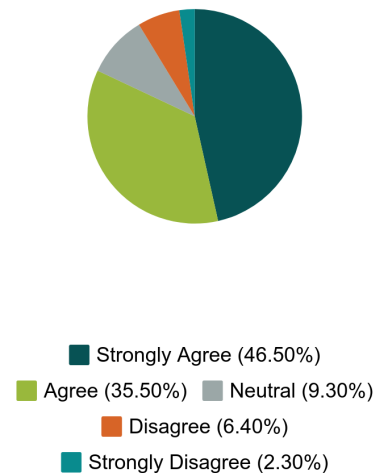
Bachelor



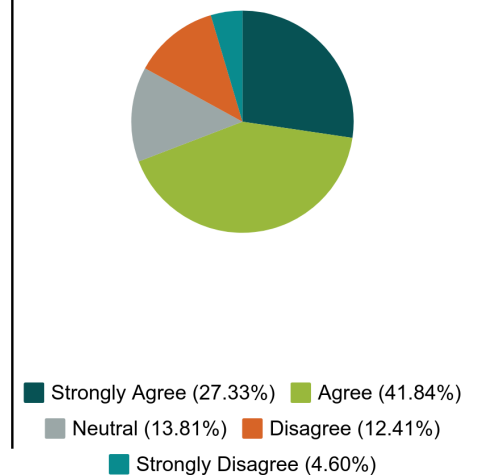
Vocational Training



Masters / PhD

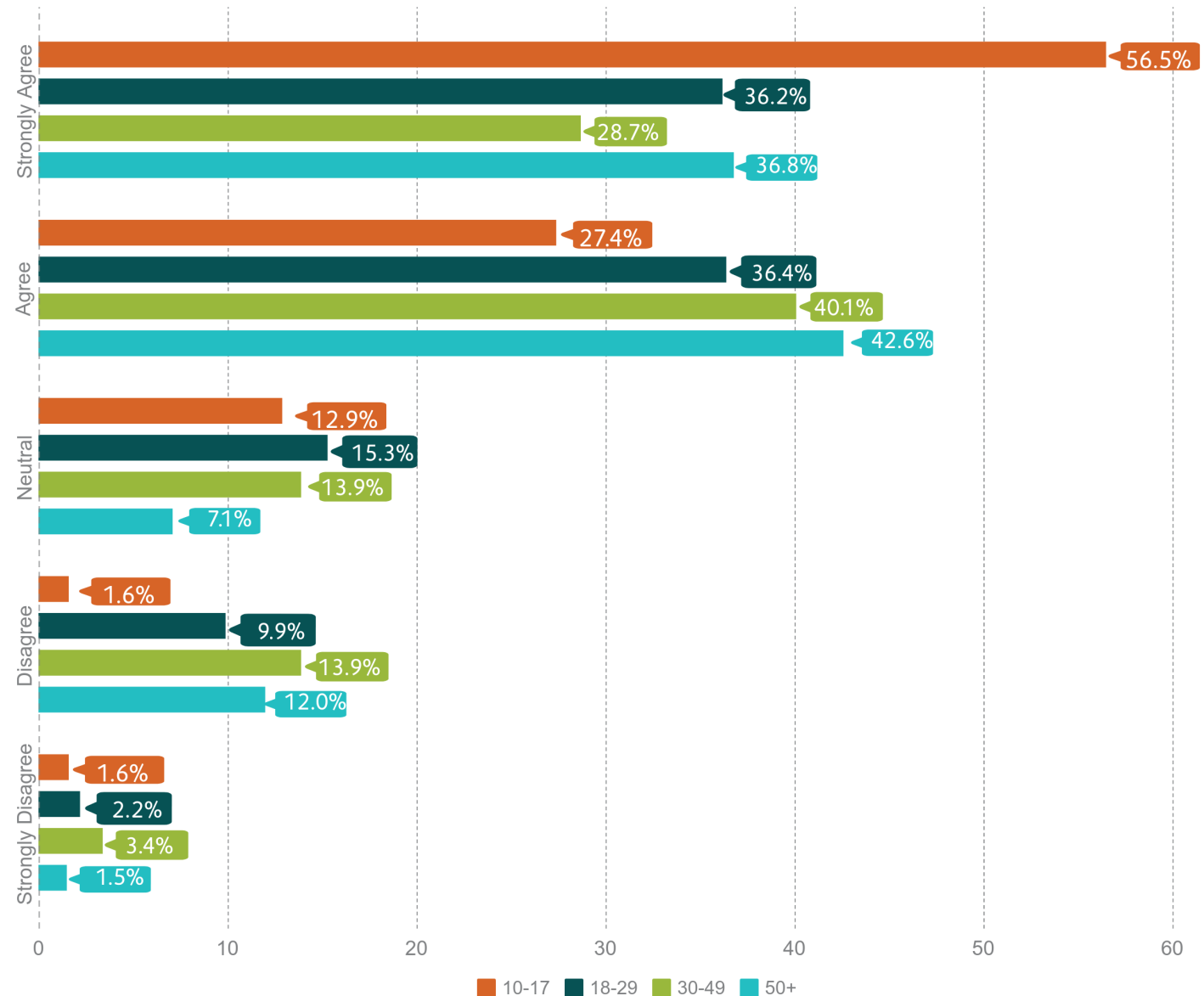


Community College



Answers Disaggregated by Age

- **83.9%** of respondents 10-17 years old agreed (Strongly agree/agree) with the above statement.



Answers Disaggregated by Governorate

	Amman	Irbid	Zarqa	Balqa	Madaba	Jerash	Ajloun	Mafraq	Karak	Tafileh	Maan	Aqaba
Strongly Agree	34.2%	35.5%	30.5%	23.8%	26.7%	33.3%	27.3%	23.5%	33.3%	37.5%	28.6%	34.8%
Agree	39.2%	39.9%	35.8%	44.0%	33.3%	50.0%	45.5%	35.3%	42.3%	12.5%	28.6%	30.4%
Neutral	14.1%	9.9%	13.4%	9.5%	13.3%	0.0%	0.0%	14.7%	10.8%	37.5%	0.0%	15.2%
Disagree	10.8%	10.3%	15.0%	19.0%	26.7%	16.7%	18.2%	20.6%	10.8%	12.5%	42.9%	8.7%
Strongly Disagree	1.6%	4.4%	5.3%	3.6%	0.0%	0.0%	9.1%	5.9%	2.7%	0.0%	0.0%	10.9%

- **42.9%** of the respondents in Maan disagreed (Strongly disagree/ disagree) with the above statement and around **26%** disagreed in Madaba and Mafraq.

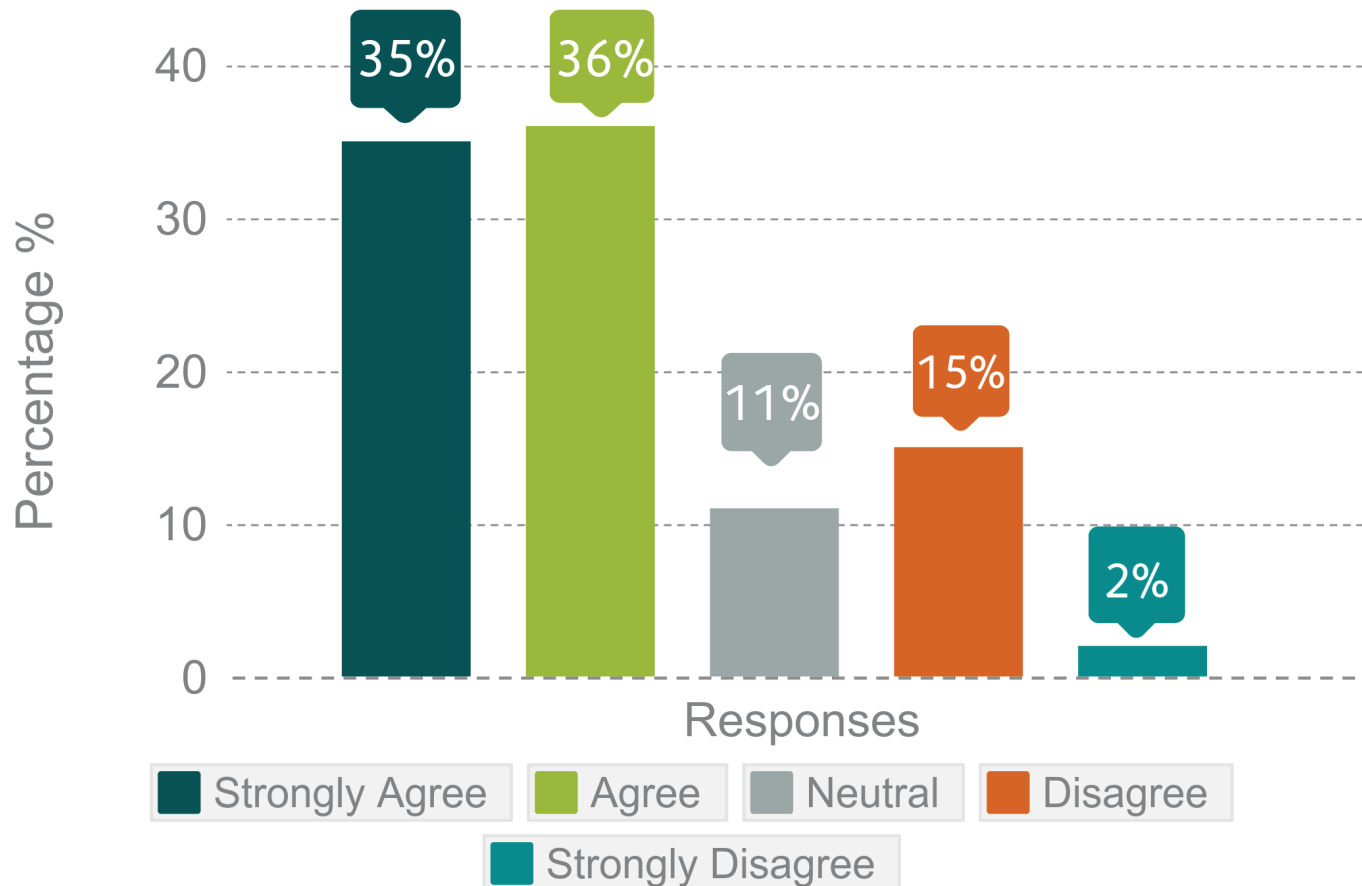


Question 4

To what extent do you agree or disagree with the following statement:

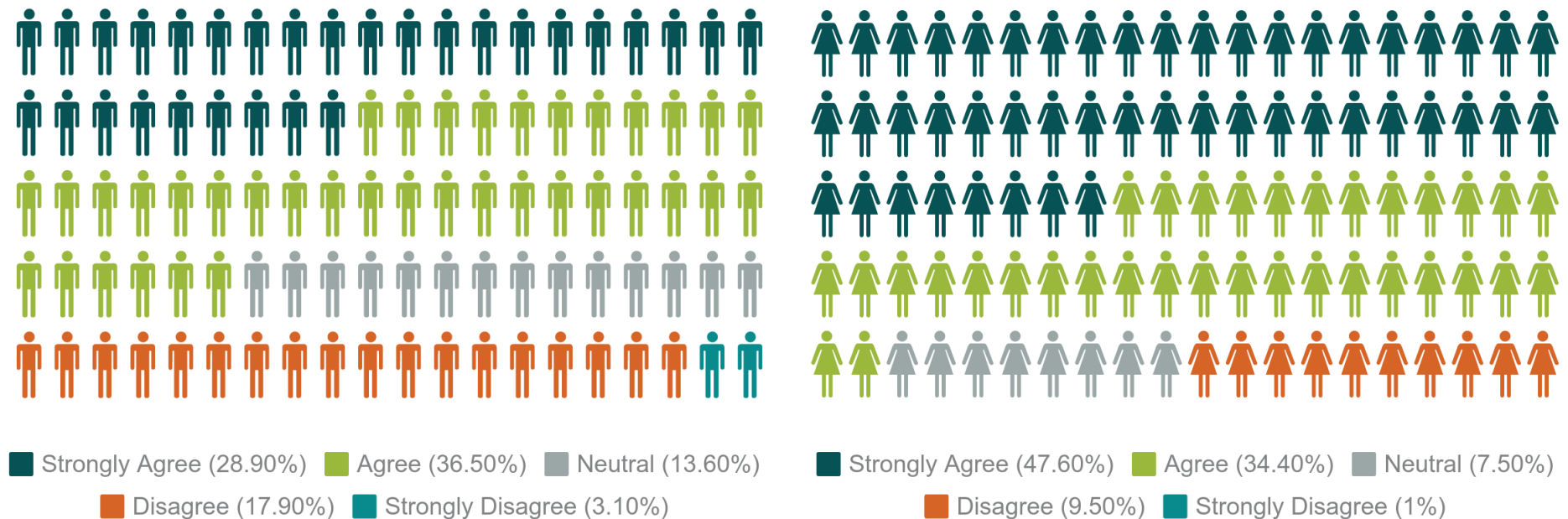
Women and men should be paid equally for work of similar value.

Main Results



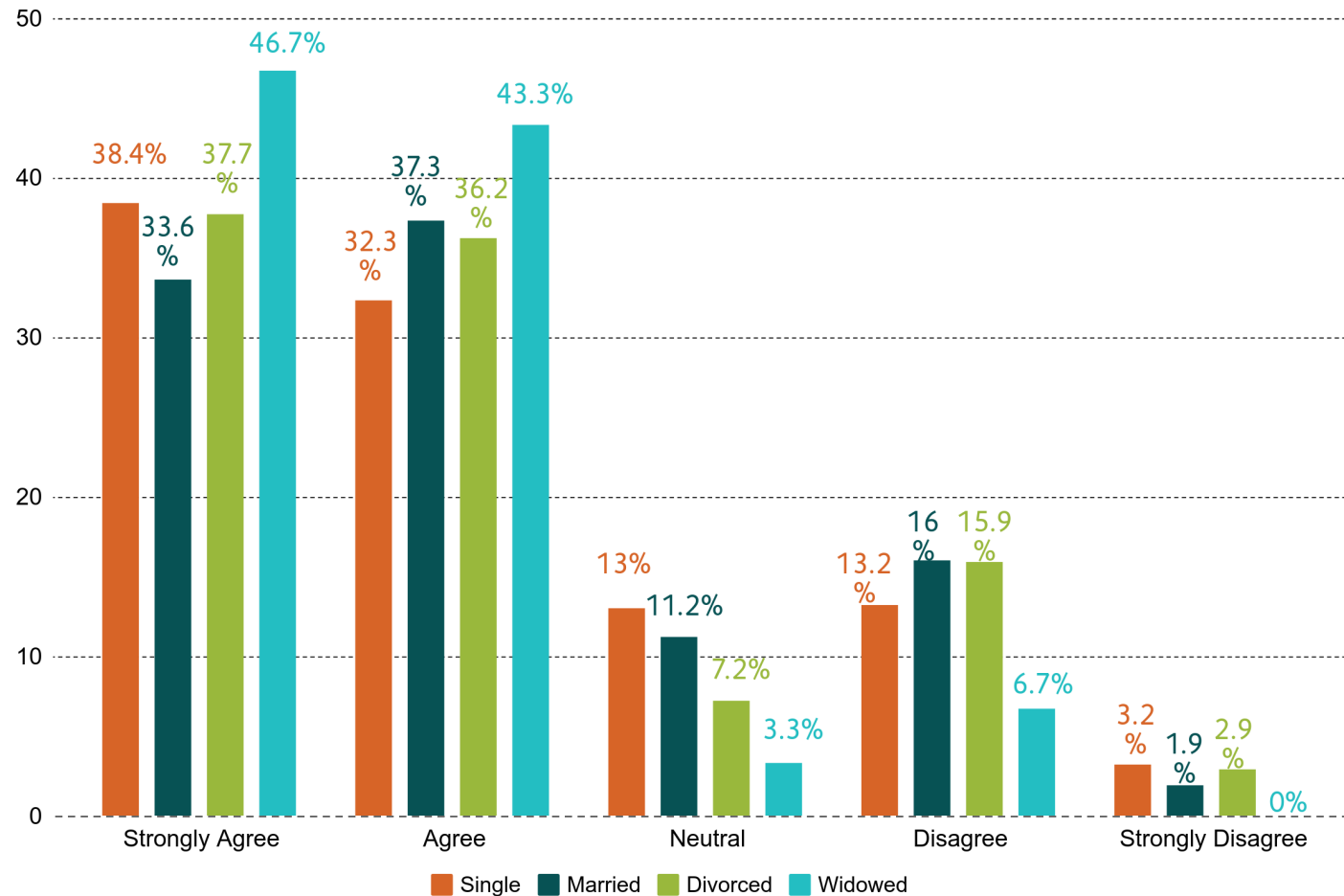
- Around **71%** agreed (Sum of strongly agree/ agree) that men and women should be paid equally for work of similar value.

Answers Disaggregated by Sex



- Around **65.4%** of male respondents agreed (Sum of strongly agree/ agree) while **82%** of female respondents agreed (Sum of strongly agree/ agree) with the above statement.

Answers Disaggregated by Marital Status

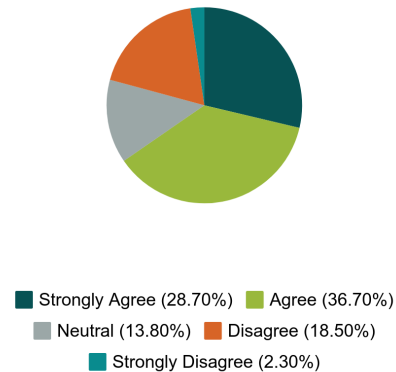


- There is a higher agreement with the above statement from widows than the other respondents. **(90%)** - (strongly agree/ agree).

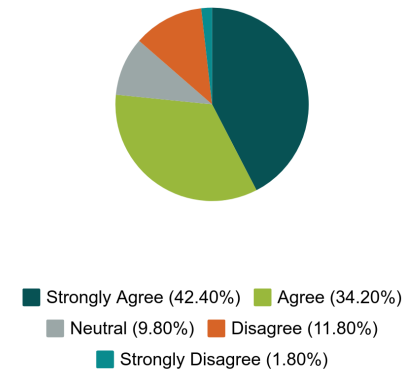
Answers Disaggregated by Education Level

- There is a higher agreement from Masters and PhD holders than the other respondents **(83.2%)** (Strongly agree/agree).

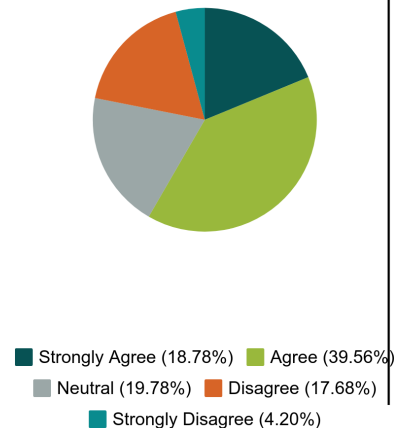
Secondary or Less



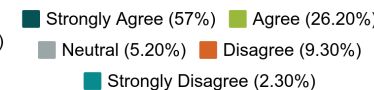
Bachelor



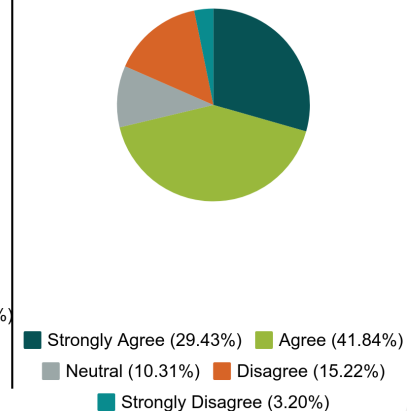
Vocational Training



Masters / PhD

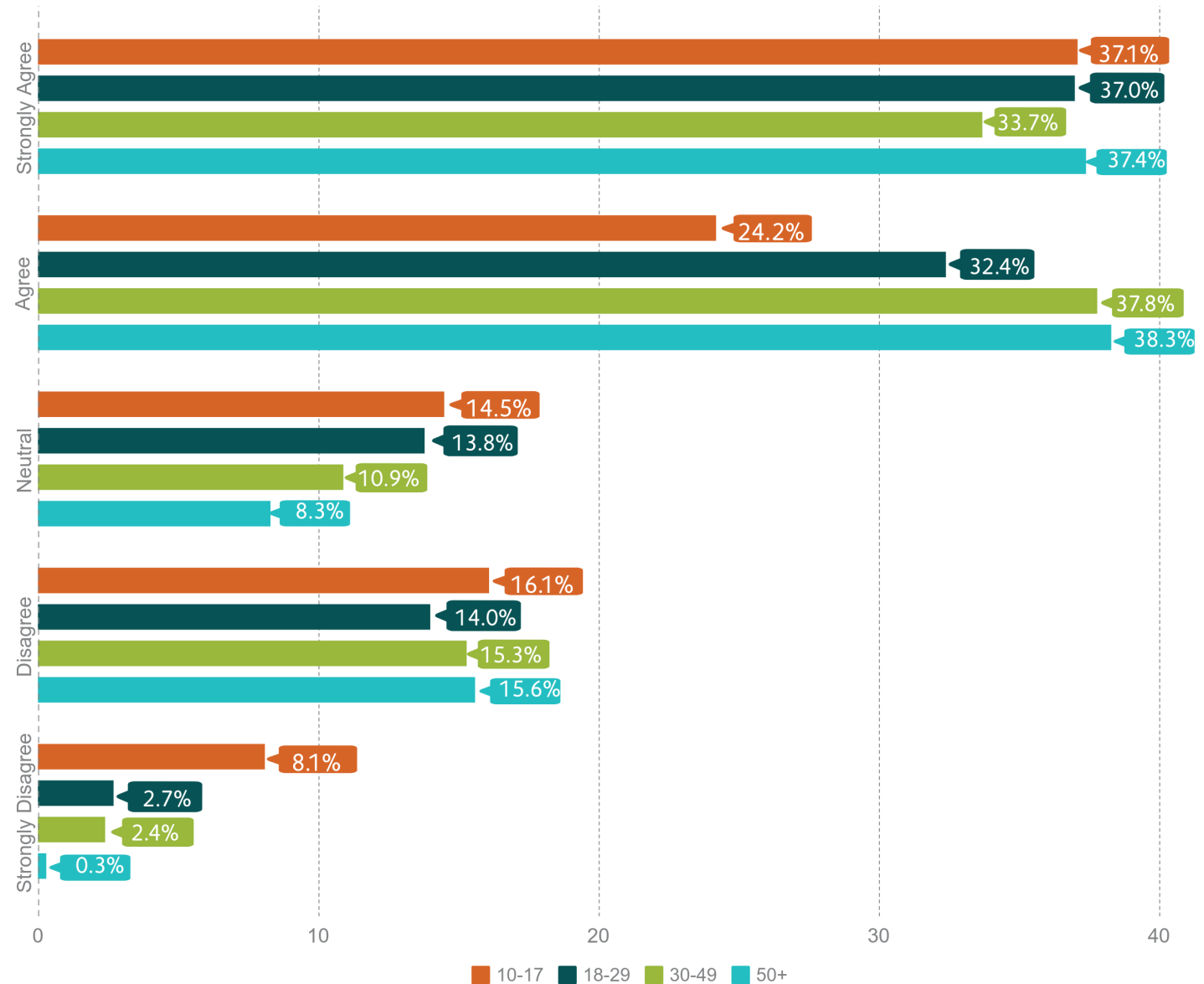


Community College



Answers Disaggregated by Age

- There is a higher percentage of agreement with the above statement from respondents of 50+ years old.



Answers Disaggregated by Governorate

	Amman	Irbid	Zarqa	Balqa	Madaba	Jerash	Ajloun	Mafraq	Karak	Tafileh	Maan	Aqaba
Strongly Agree	36.3%	36.9%	27.8%	28.6%	33.3%	58.3%	27.3%	35.3%	48.6%	37.5%	0.0%	17.4%
Agree	35.6%	33.5%	40.1%	41.7%	26.7%	33.3%	45.5%	44.1%	27.0%	25.0%	57.1%	37.0%
Neutral	11.8%	10.3%	11.2%	9.5%	20.0%	8.3%	0.0%	2.9%	8.1%	37.5%	14.3%	21.7%
Disagree	14.1%	16.3%	18.2%	16.7%	13.3%	0.0%	27.3%	17.6%	14.4%	0.0%	28.6%	19.6%
Strongly Disagree	2.2%	3.0%	2.7%	3.6%	6.7%	0.0%	0.0%	0.0%	1.8%	0.0%	0.0%	4.3%

- **91.6%** of respondents in Jerash agreed (Strongly agree/ agree) with the above statement and **0%** disagreed.

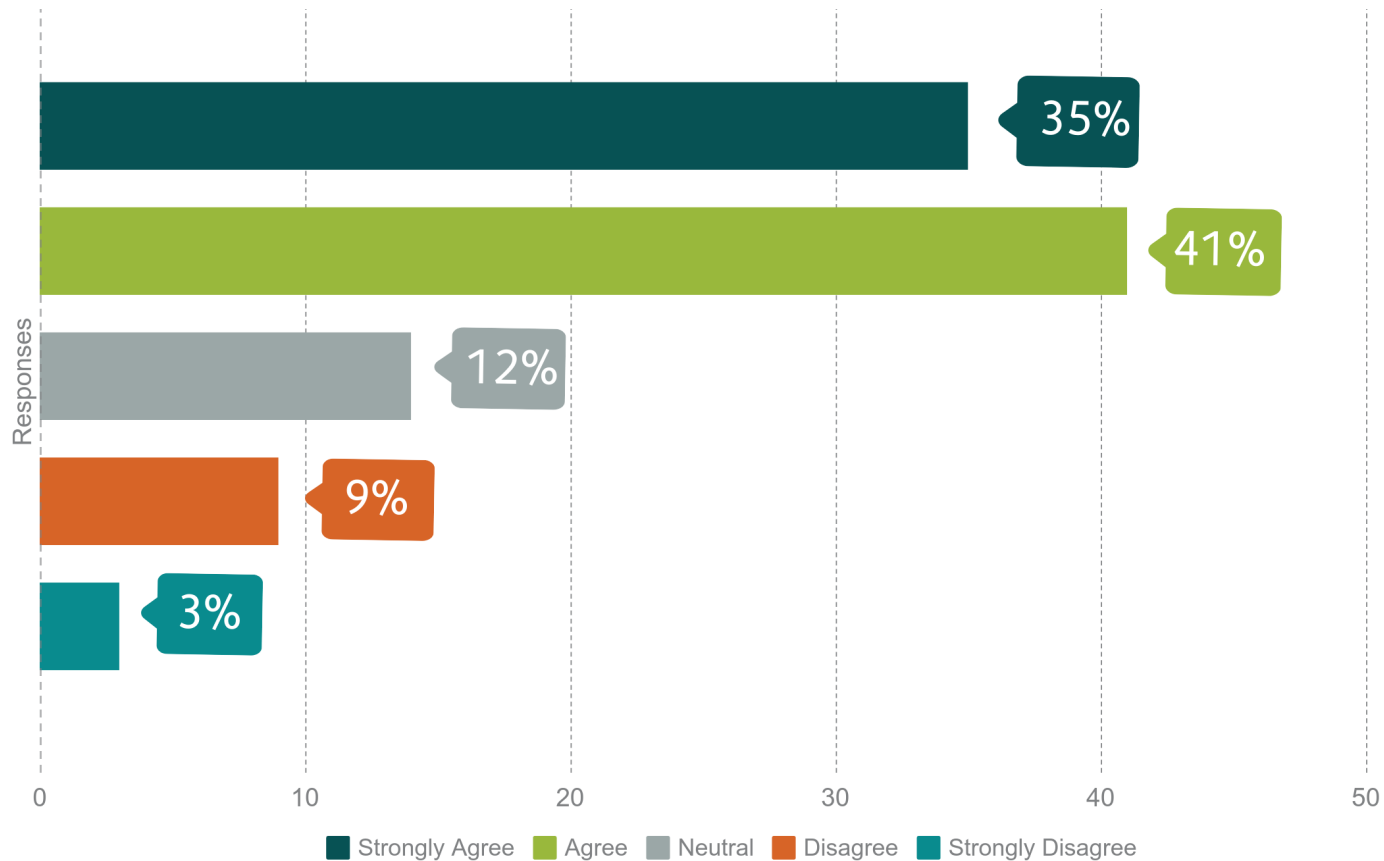


Question 5

To what extent do you agree or disagree with the following statement:

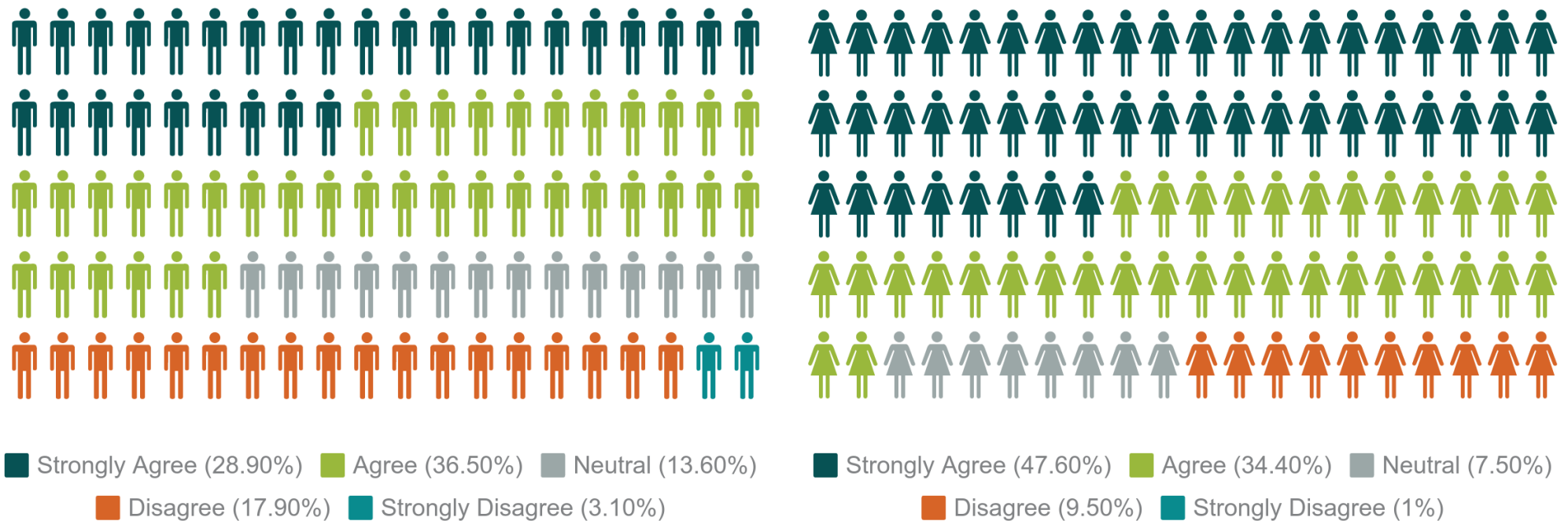
When jobs are scarce, men should have more right to a job than a woman.

Main Results



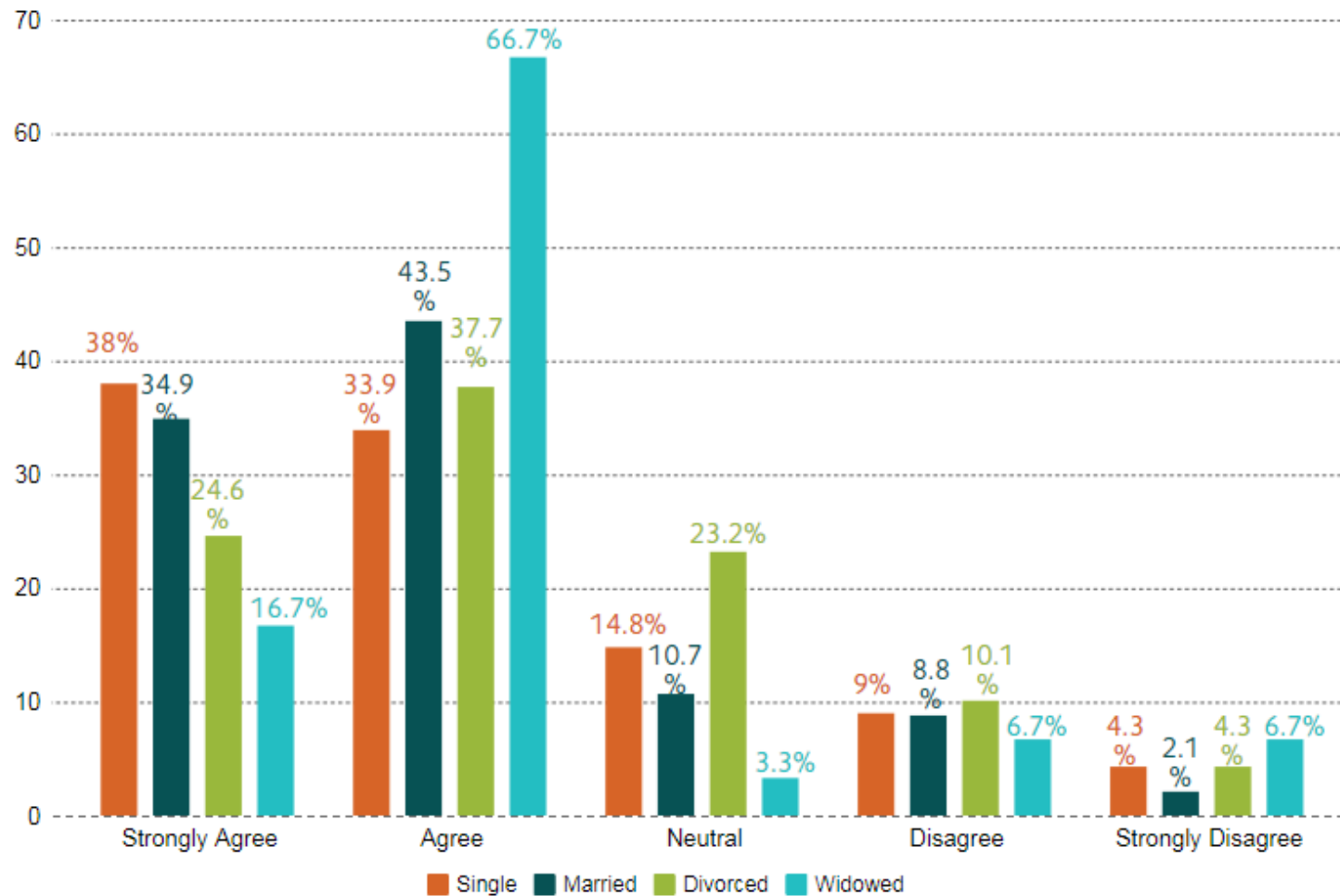
- Around **76%** agreed (Strongly agree/ agree) that when jobs are scarce, men should have more right to a job than a woman. Only **9%** disagreed and **3%** strongly disagreed.

Answers Disaggregated by Sex



- **78.2%** of male respondents agreed (Strongly agree/ agree) with the above statement while **71.5%** of females respondents agreed (Strongly agree/ agree).

Answers Disaggregated by Marital Status



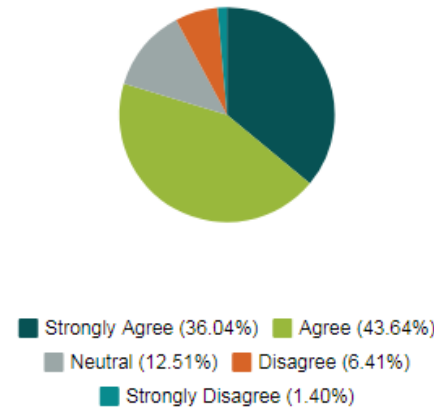
- The lowest level of agreement was among divorced respondents.

Answers Disaggregated by Education Level

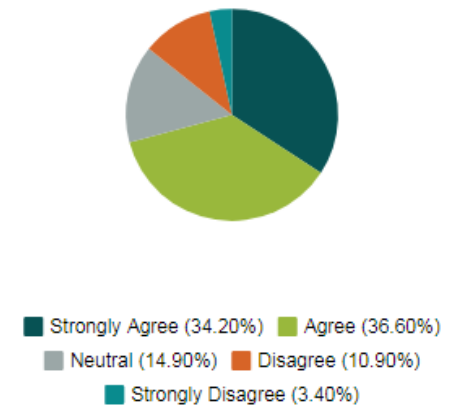
Disagreement: (Strongly Disagree/ Disagree)

- Masters/PhD:**23.8%**
- Bachelor:**14.3%**
- Community College:**10.7%**
- Vocational training: **8.3%**
- Secondary or less: **7.41%**

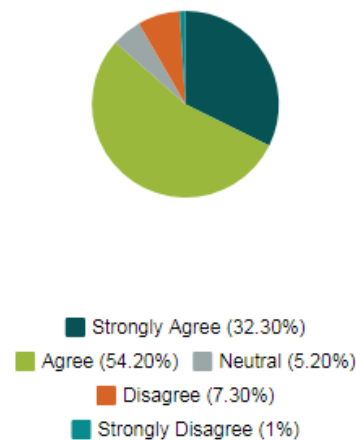
Secondary or Less



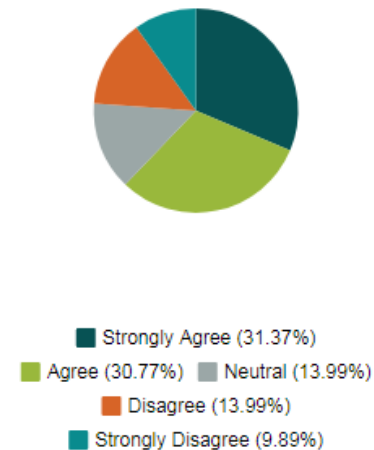
Bachelor



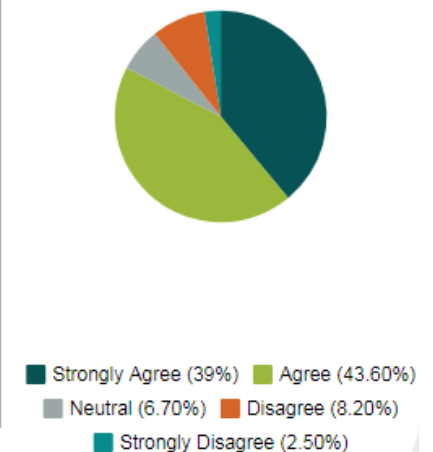
Vocational Training



Masters / PhD



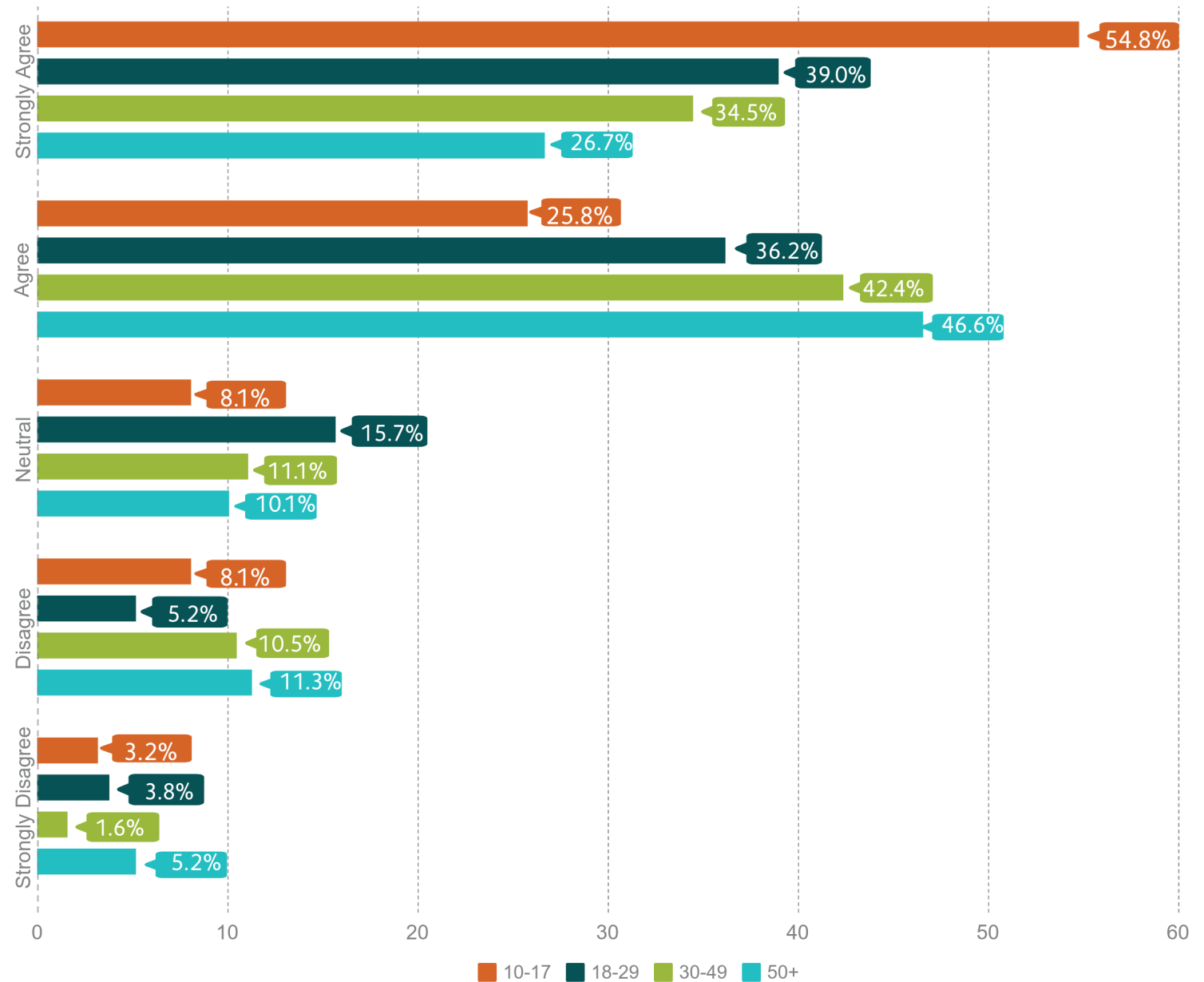
Community College



Answers Disaggregated by Age

Disagreement:
(Strongly Disagree/
Disagree)

- 10-17: **11.3%**
- 18-29: **9%**
- 30-49: **12.1%**
- 50+: **16.2%**



Answers Disaggregated by Governorate

	Amman	Irbid	Zarqa	Balqa	Madaba	Jerash	Ajloun	Mafraq	Karak	Tafileh	Maan	Aqaba
Strongly Agree	34.7%	33.0%	37.4%	32.1%	46.7%	41.7%	36.4%	35.3%	36.0%	50.0%	57.1%	43.5%
Agree	40.3%	42.9%	40.1%	42.9%	20.0%	33.3%	54.5%	44.1%	40.5%	50.0%	28.6%	43.5%
Neutral	12.2%	14.8%	11.8%	10.7%	20.0%	16.7%	0.0%	11.8%	14.4%	0.0%	14.3%	4.3%
Disagree	9.6%	6.9%	9.6%	11.9%	13.3%	8.3%	9.1%	2.9%	5.4%	0.0%	0.0%	4.3%
Strongly Disagree	3.2%	2.5%	1.1%	2.4%	0.0%	0.0%	0.0%	5.9%	3.6%	0.0%	0.0%	4.3%

- Disagreement in Maan and Tafila is **0%**
- Agreement among respondents from Ajloun was **90.9%** (Strongly agree/ agree)

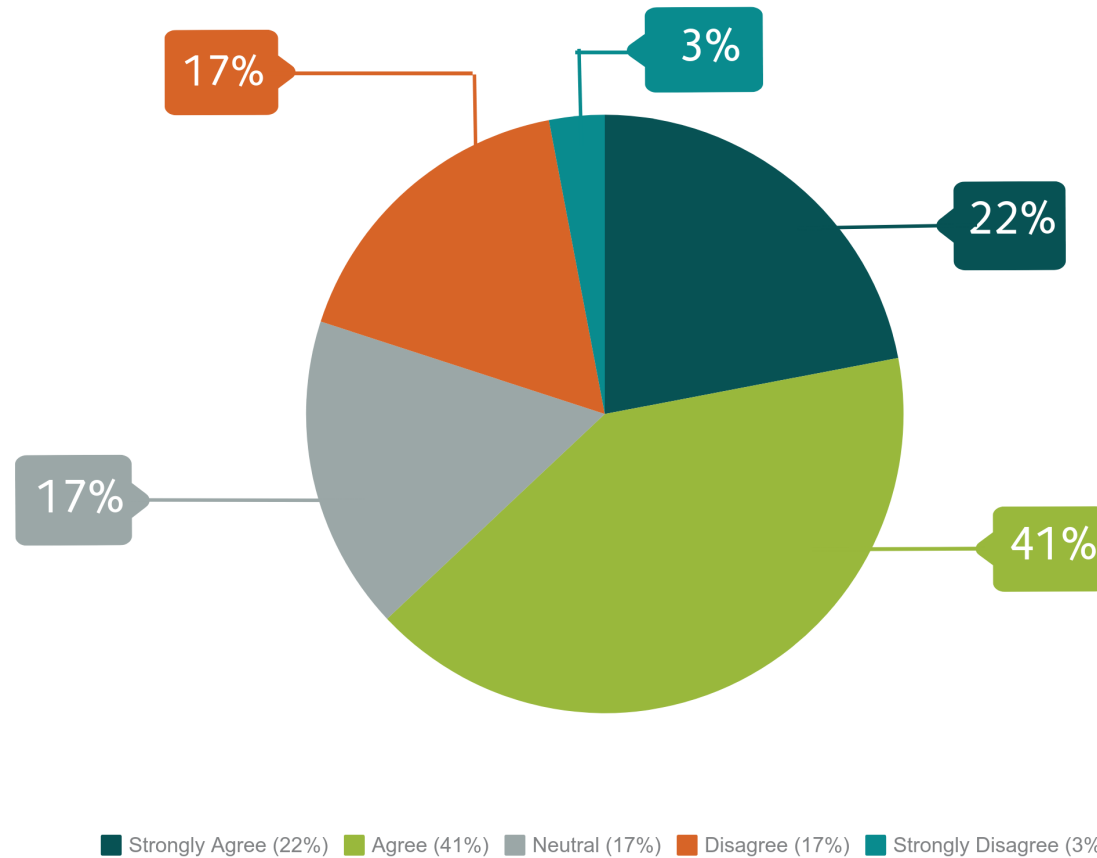


Question 6

To what extent do you agree or disagree with the following statement:

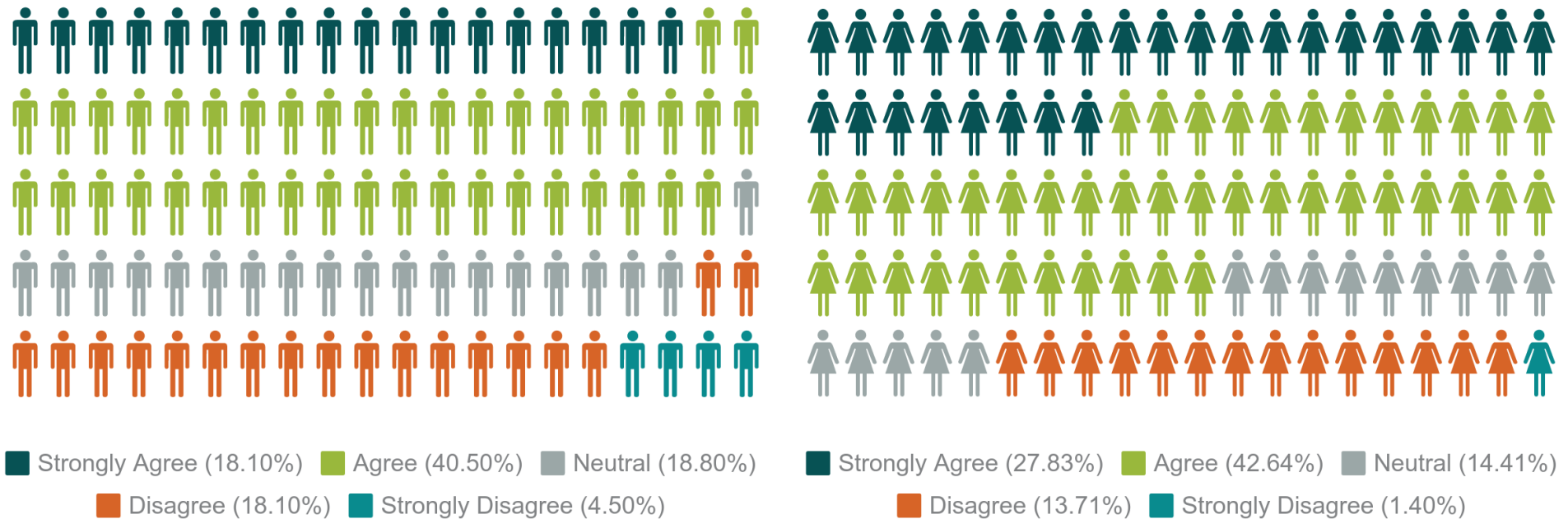
Women and men have the same capabilities that equally enable them to occupy political positions.

Main Results



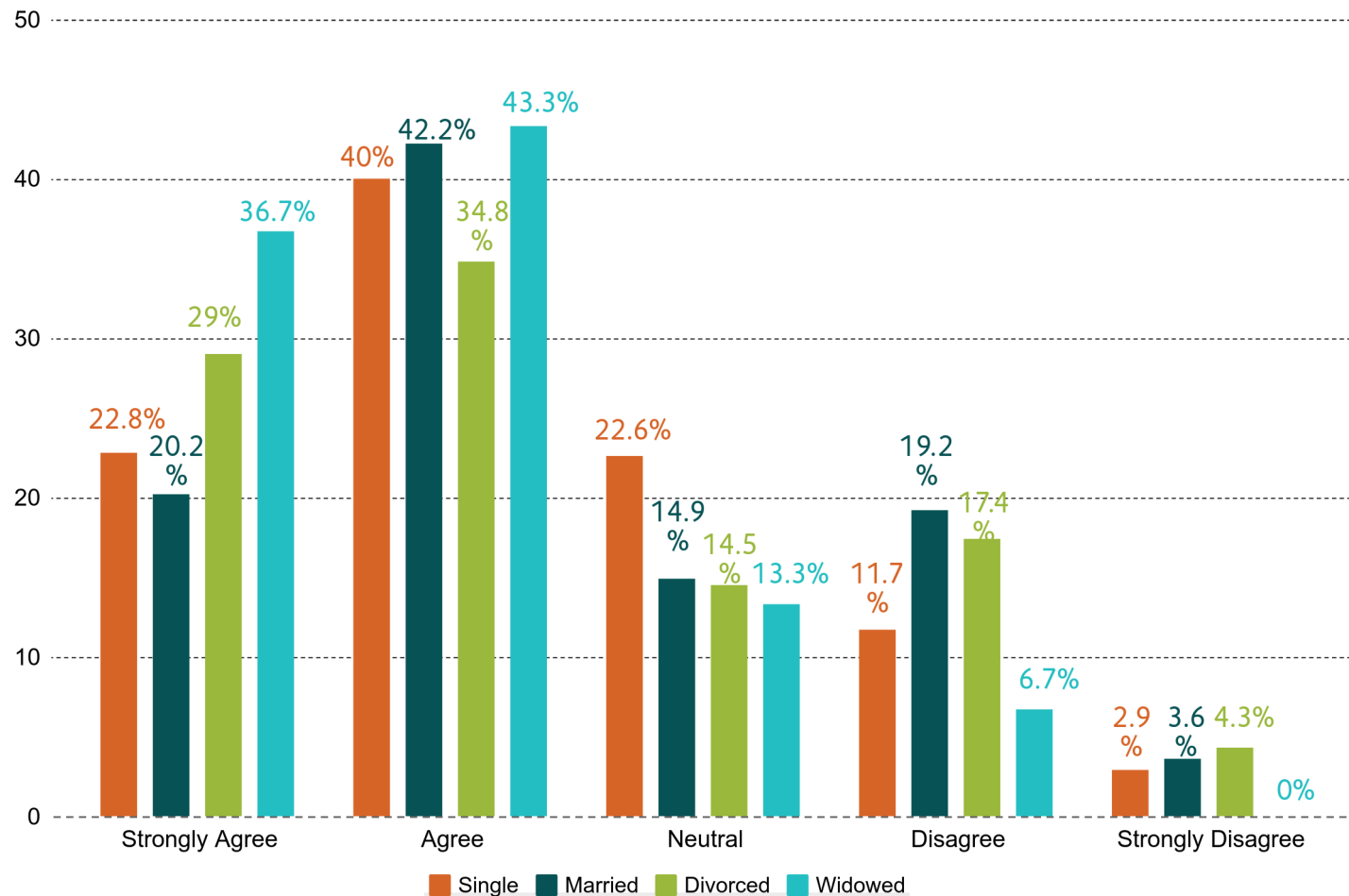
- Around **63%** agreed that women and men have the same capabilities that equally enable them to occupy political positions

Answers Disaggregated by Sex



- **58.6%** of males respondents agreed with the above statement while **70.5%** of female respondents agreed.

Answers Disaggregated by Marital Status

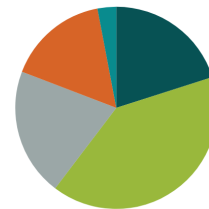


- There is a higher agreement (Strongly agree/ agree) among widows (**80%**) followed by divorced respondents (**63.8%**) then single (**62.8**) and married respondents (**62.2%**).

Answers Disaggregated by Education Level

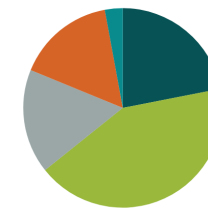
- Highest agreement among masters and PhD holders

Secondary or Less



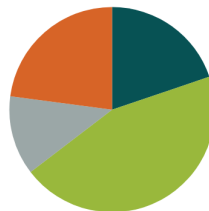
Strongly Agree (20.08%) Agree (40.26%)
Neutral (20.48%) Disagree (16.18%)
Strongly Disagree (3%)

Bachelor



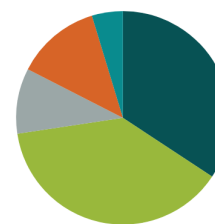
Strongly Agree (21.92%) Agree (42.34%)
Neutral (16.92%) Disagree (15.92%)
Strongly Disagree (2.90%)

Vocational Training



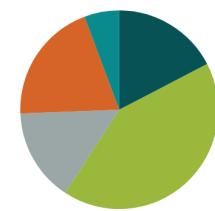
Strongly Agree (19.80%) Agree (44.80%)
Neutral (12.50%) Disagree (22.90%)
Strongly Disagree (0%)

Masters / PhD



Strongly Agree (34.27%) Agree (38.36%)
Neutral (9.89%) Disagree (12.79%)
Strongly Disagree (4.70%)

Community College



Strongly Agree (17.40%) Agree (41.80%)
Neutral (15.20%) Disagree (19.90%)
Strongly Disagree (5.70%)

Answers Disaggregated by Age

- The highest disagreement is among respondents aged 30-49



Answers Disaggregated by Governorate

	Amman	Irbid	Zarqa	Balqa	Madaba	Jerash	Ajloun	Mafraq	Karak	Tafileh	Maan	Aqaba
Strongly Agree	22.9%	17.7%	21.9%	16.7%	20.0%	16.7%	18.2%	20.6%	21.6%	25.0%	14.3%	10.9%
Agree	40.3%	50.7%	40.1%	35.7%	26.7%	66.7%	36.4%	41.2%	40.5%	12.5%	28.6%	47.8%
Neutral	18.6%	12.8%	13.9%	15.5%	13.3%	8.3%	18.2%	14.7%	17.1%	37.5%	14.3%	17.4%
Disagree	16.1%	14.3%	18.7%	26.2%	33.3%	8.3%	18.2%	11.8%	16.2%	25.0%	42.9%	13.0%
Strongly Disagree	2.1%	4.4%	5.3%	6.0%	6.7%	0.0%	9.1%	11.8%	4.5%	0.0%	0.0%	10.9%

- Highest percentage of disagreement is among respondents from Maan (**42.9%**) followed by Madaba (**40%**) and highest agreement is in Jerash (**83.4%**) - (Strongly Disagree/ Disagree)

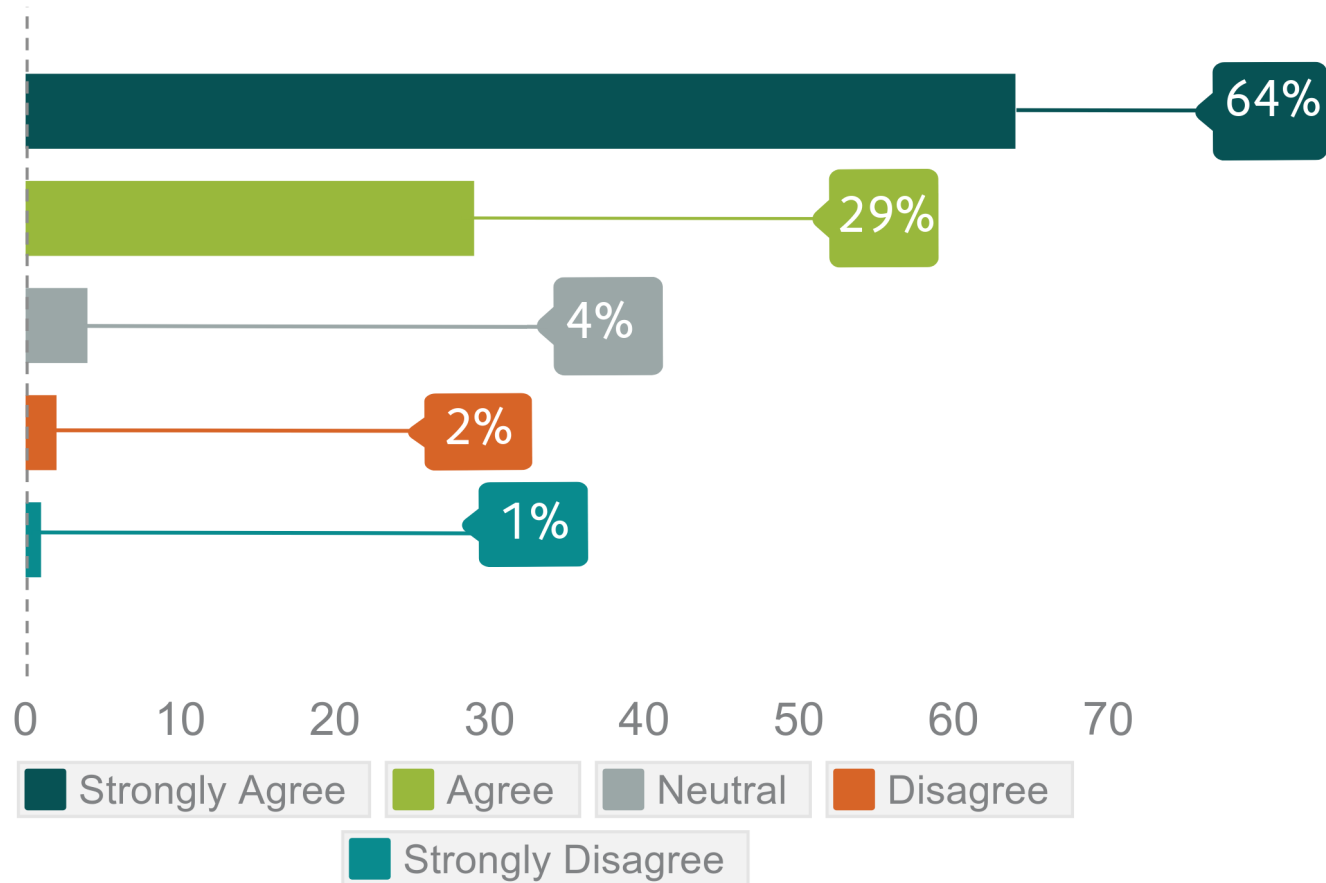


Question 7

To what extent do you agree or disagree with the following statement:

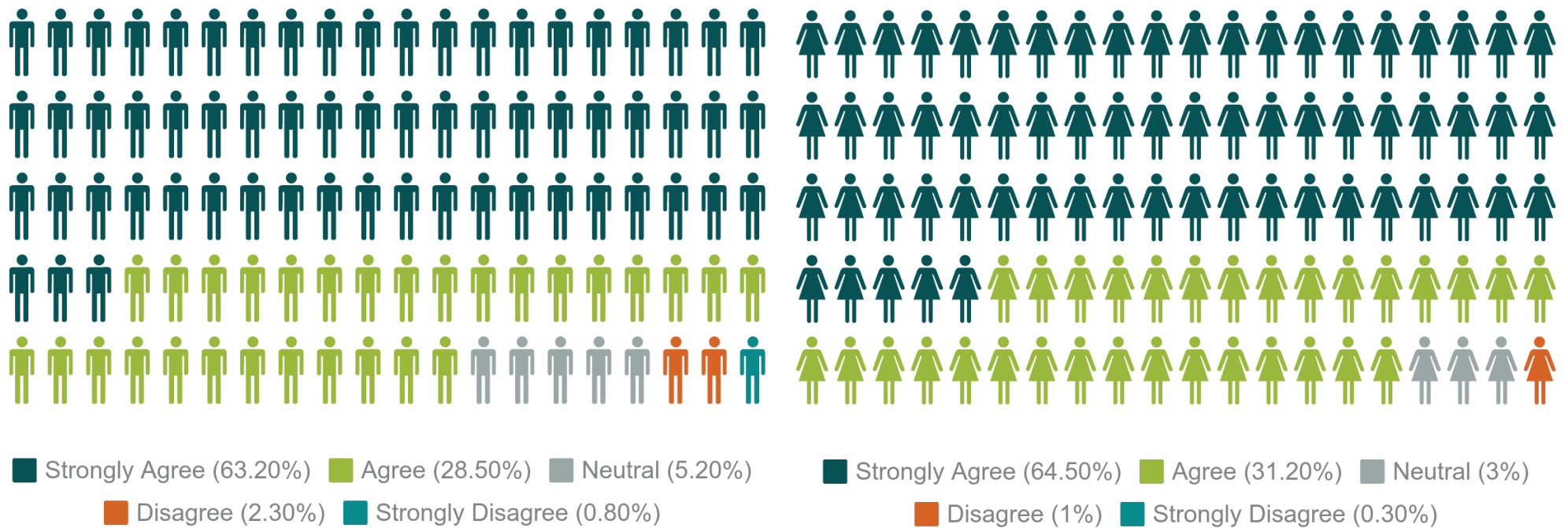
Women should receive inheritance including inheritance of land.

Main Results



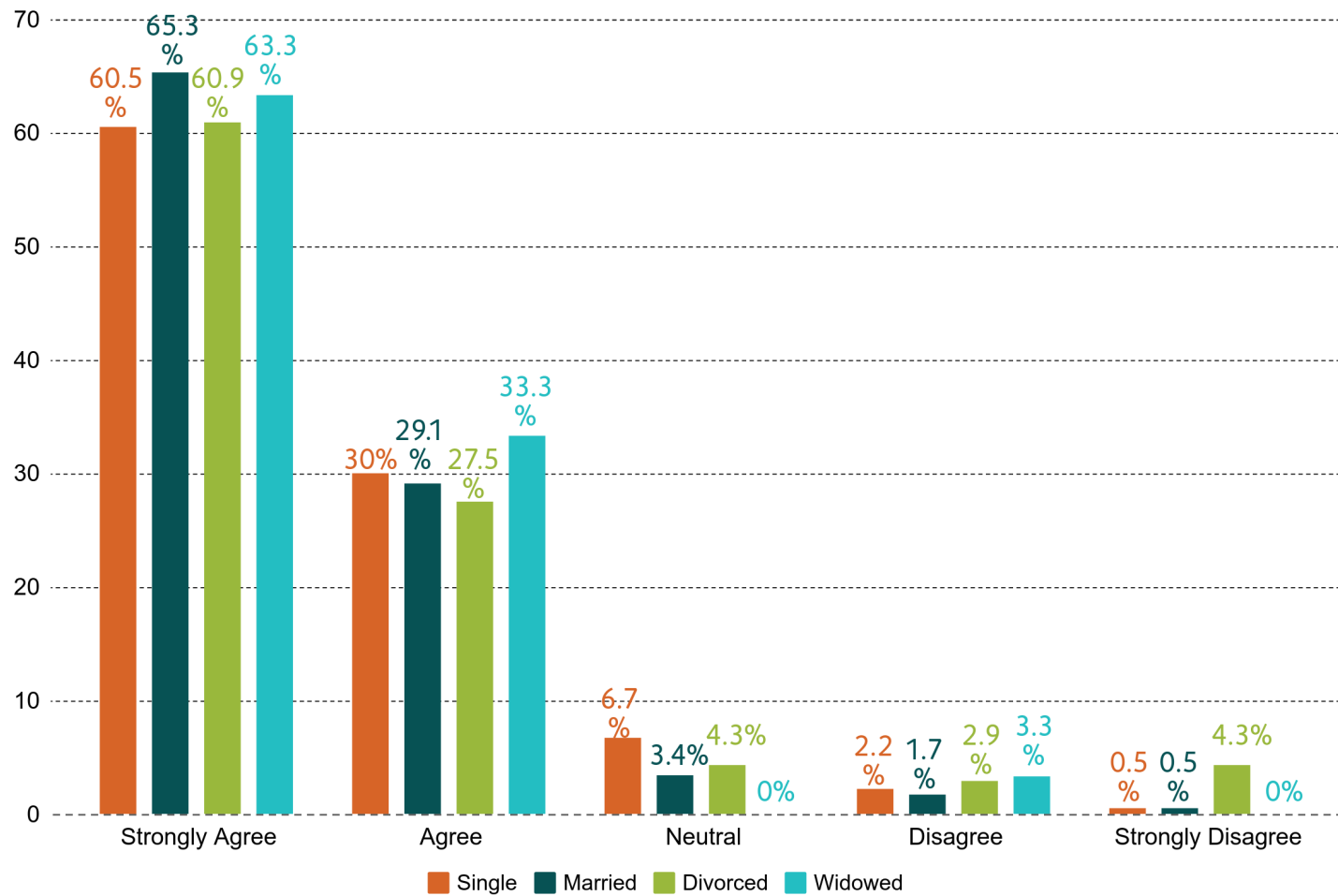
- **64%** strongly agreed, only **3%** disagreed.
- The mode is 5 – most frequent answer is “Highly agree”
- This question had the highest level of agreement from all categories.

Answers Disaggregated by Sex



- High level of agreement among both males and females.

Answers Disaggregated by Marital Status

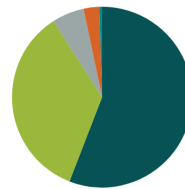


- High level of agreement among all respondents

Answers Disaggregated by Education Level

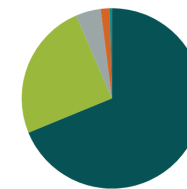
- **98.8%** of masters and PhD holders agreed. (Strongly agree/ agree)

Secondary or Less



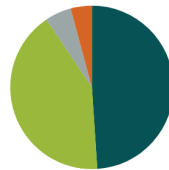
Strongly Agree (55.90%) Agree (35%)
Neutral (5.80%) Disagree (2.80%)
Strongly Disagree (0.50%)

Bachelor



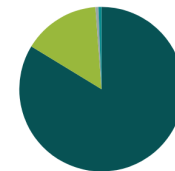
Strongly Agree (68.80%) Agree (24.70%)
Neutral (4.50%) Disagree (1.60%)
Strongly Disagree (0.40%)

Vocational Training



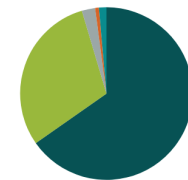
Strongly Agree (48.95%)
Agree (41.66%) Neutral (5.19%)
Disagree (4.20%)
Strongly Disagree (0%)

Masters / PhD



Strongly Agree (83.70%)
Agree (15.10%) Neutral (0.60%)
Disagree (0%)
Strongly Disagree (0.60%)

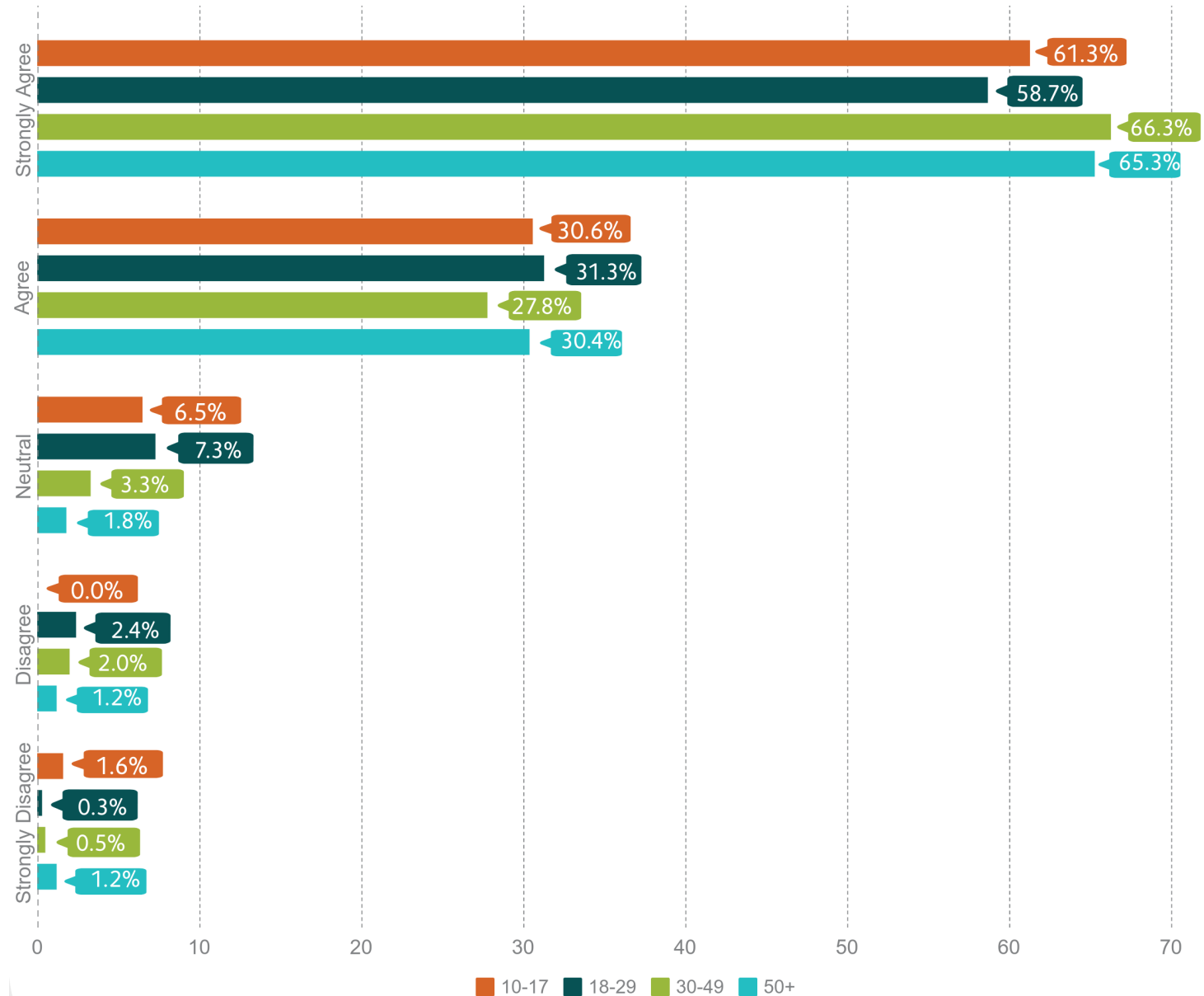
Community College



Strongly Agree (65.27%)
Agree (30.13%) Neutral (2.50%)
Disagree (0.70%)
Strongly Disagree (1.40%)

Answers Disaggregated by Age

- High level of agreement among all ages.



Answers Disaggregated by Governorate

	Amman	Irbid	Zarqa	Balqa	Madaba	Jerash	Ajloun	Mafraq	Karak	Tafileh	Maan	Aqaba
Strongly Agree	63.3%	65.0%	59.9%	65.5%	73.3%	75.0%	54.5%	64.7%	67.6%	87.5%	57.1%	60.9%
Agree	29.4%	29.1%	32.6%	31.0%	26.7%	25.0%	36.4%	29.4%	26.1%	12.5%	28.6%	26.1%
Neutral	5.1%	2.0%	4.3%	0.0%	0.0%	0.0%	9.1%	5.9%	2.7%	0.0%	14.3%	8.7%
Disagree	1.8%	2.5%	2.1%	3.6%	0.0%	0.0%	0.0%	0.0%	2.7%	0.0%	0.0%	2.2%
Strongly Disagree	0.4%	1.5%	1.1%	0.0%	0.0%	0.0%	0.0%	0.0%	0.9%	0.0%	0.0%	2.2%

- **0%** disagreement among respondents in Maan, Tafileh, Mafraq, Ajloun, Jerash and Madaba

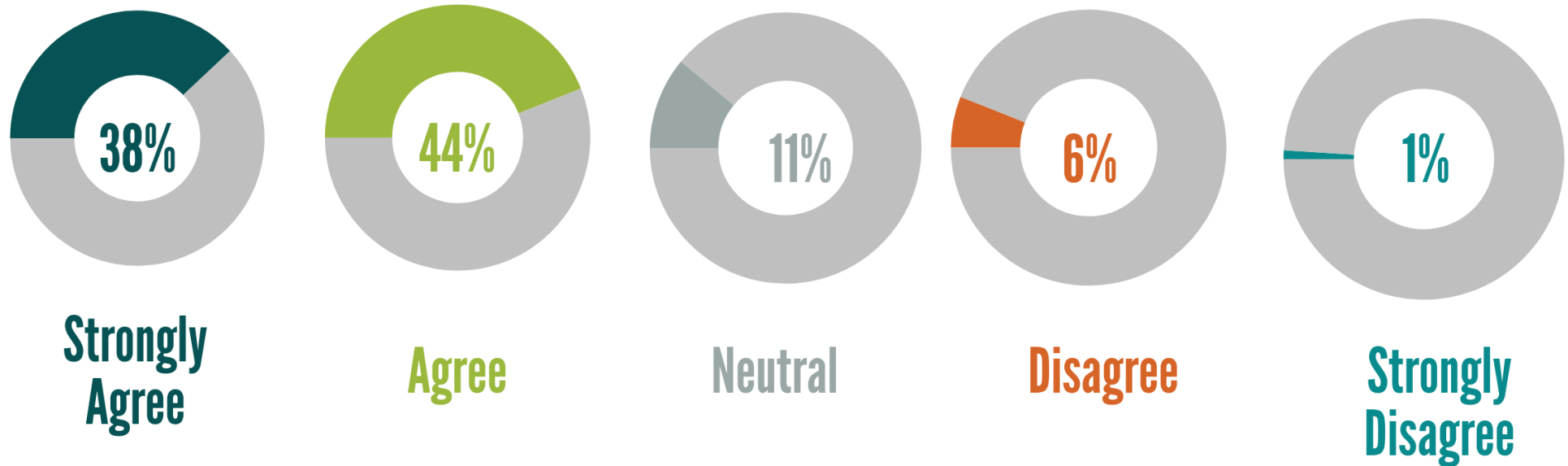


Question 8

To what extent do you agree or disagree with the following statement:

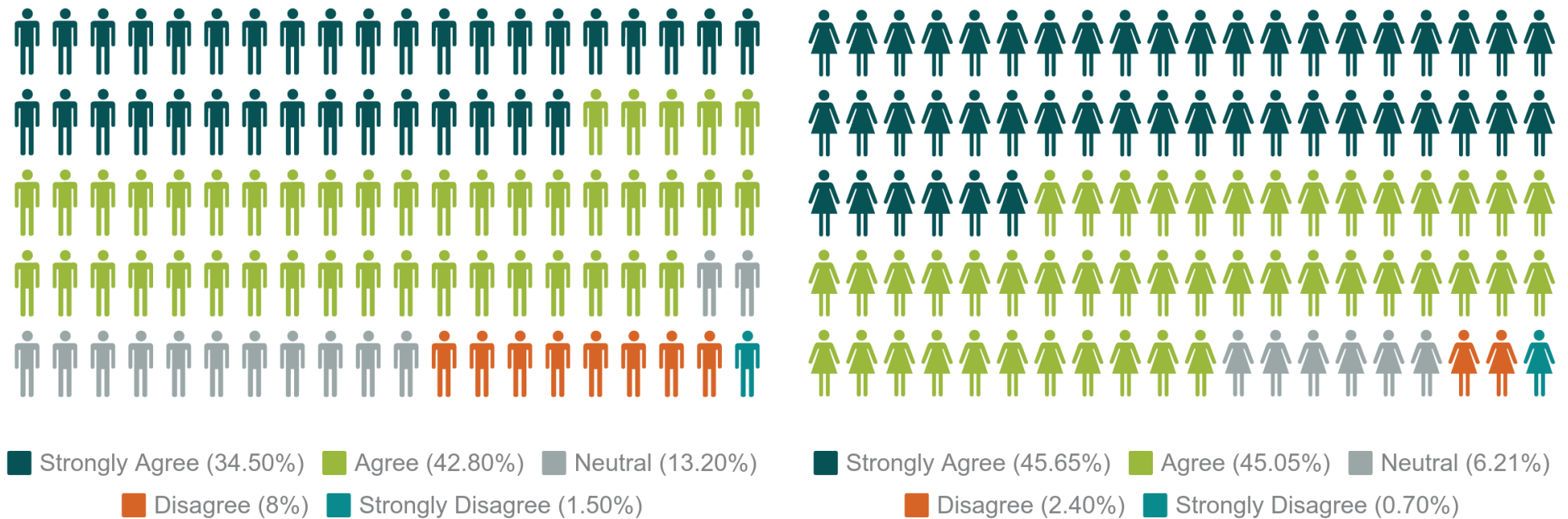
Women's political and economic participation are essential for the development of the society.

Main Results



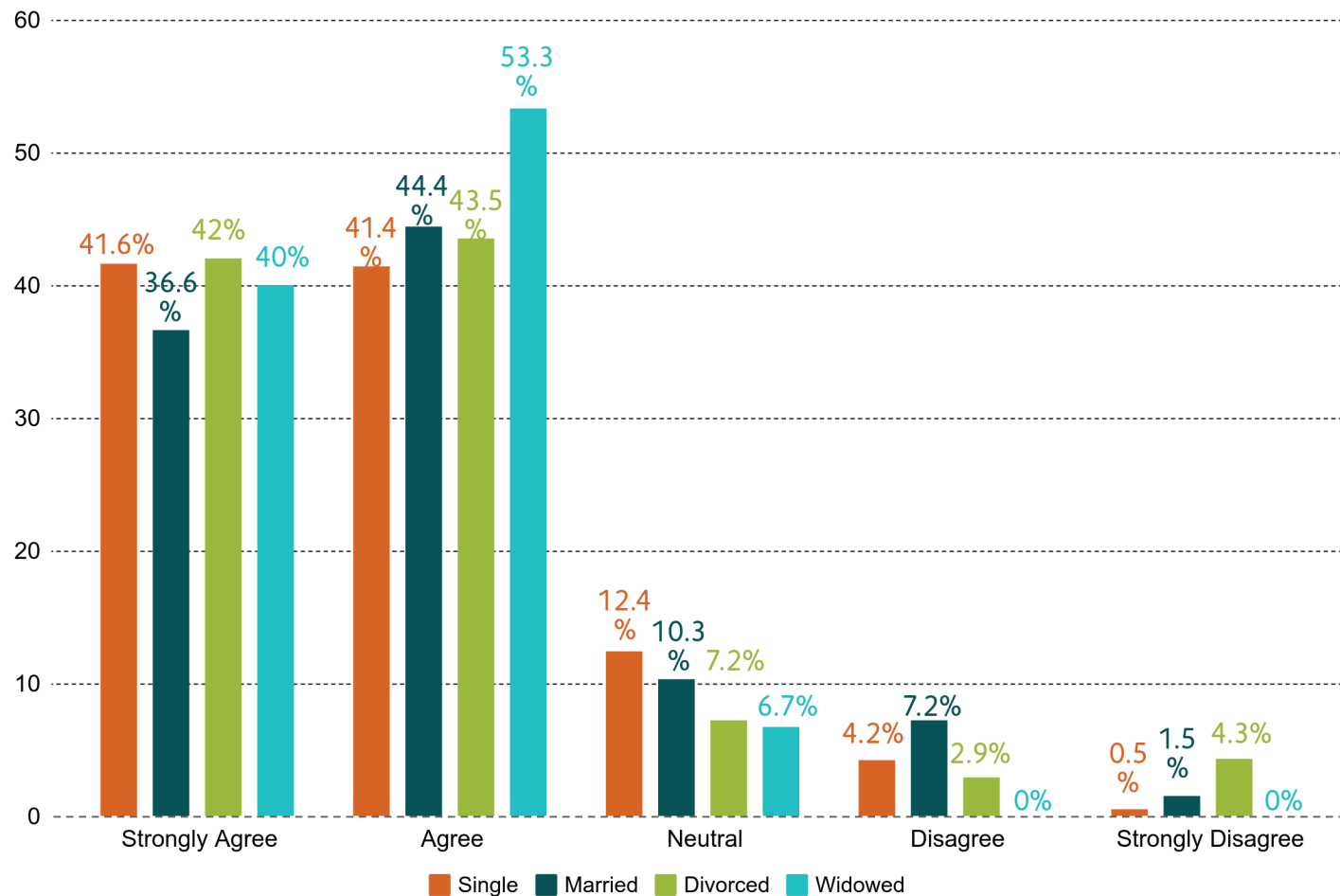
- Around **82%** agreed (Strongly agreed or agreed) that women's political and economic participation are essential for the development of the society.

Answers Disaggregated by Sex



- Around **77.3%** of male respondents agreed (Strongly agree/ agree) with the above statement while **90.7%** of female respondents agreed (Strongly agree/ agree).

Answers Disaggregated by Marital Status

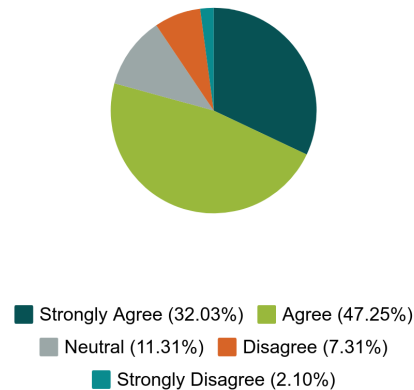


- Around **93.3%** of respondents who are widows agreed (Strongly agree/ agree) with the above statement followed by divorced respondents (**85.5%**).

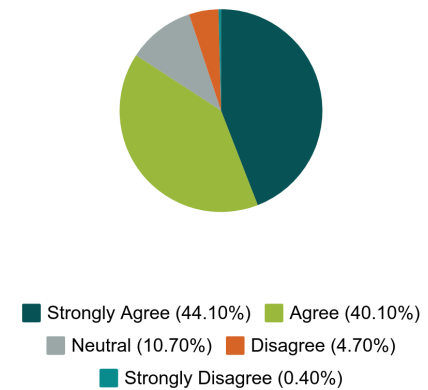
Answers Disaggregated by Education Level

- **54.6%** of respondents who are masters/PhD holders strongly agreed that men and women should be paid equally for work of similar value.

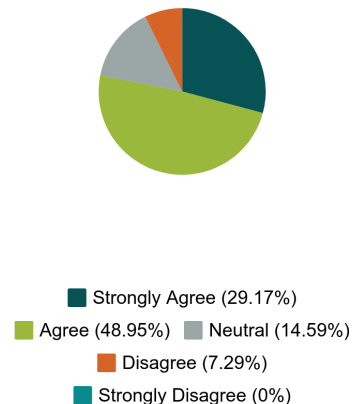
Secondary or Less



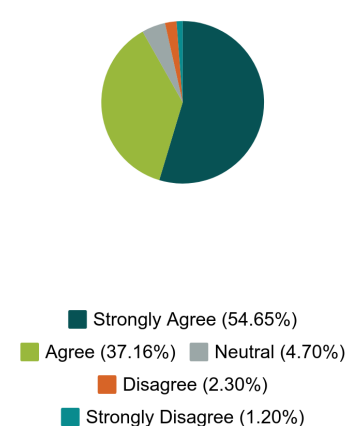
Bachelor



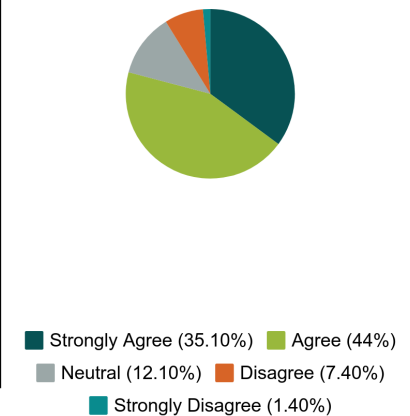
Vocational Training



Masters / PhD

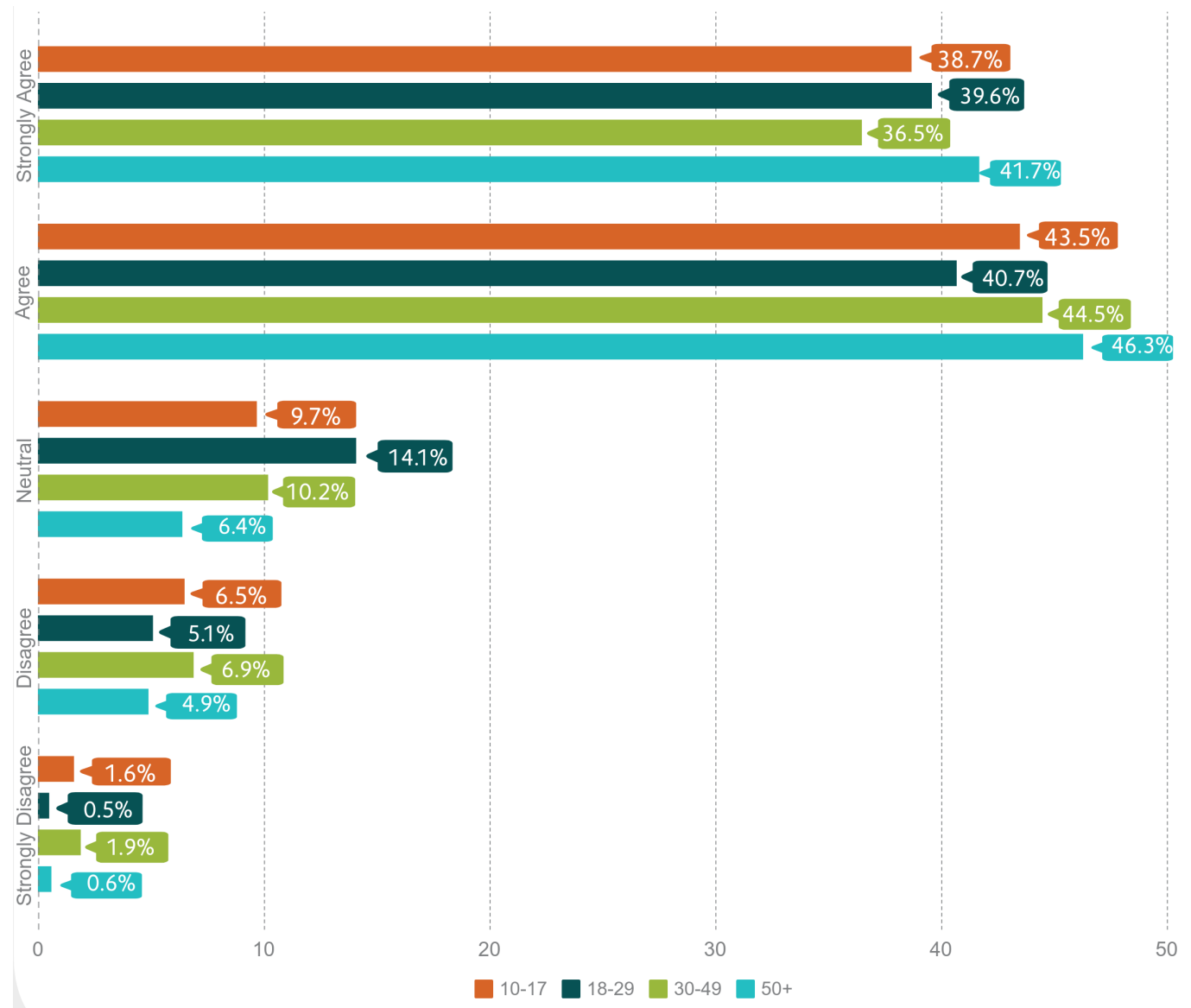


Community College



Answers Disaggregated by Age

- Highest level of agreement (Strongly agree/ agree) was among respondents of 50+ years old.



Answers Disaggregated by Governorate

	Amman	Irbid	Zarqa	Balqa	Madaba	Jerash	Ajloun	Mafraq	Karak	Tafileh	Maan	Aqaba
Strongly Agree	39.6%	39.4%	35.8%	29.8%	26.7%	33.3%	54.5%	29.4%	38.7%	62.5%	28.6%	30.4%
Agree	43.1%	42.9%	43.9%	53.6%	46.7%	50.0%	36.4%	44.1%	42.3%	25.0%	71.4%	41.3%
Neutral	10.3%	9.4%	11.8%	11.9%	13.3%	16.7%	0.0%	20.6%	11.7%	12.5%	0.0%	17.4%
Disagree	6.0%	6.4%	7.0%	4.8%	13.3%	0.0%	0.0%	2.9%	5.4%	0.0%	0.0%	8.7%
Strongly Disagree	1.0%	2.0%	1.6%	0.0%	0.0%	0.0%	9.1%	2.9%	1.8%	0.0%	0.0%	2.2%

- **0%** disagreement in Maan, Tafileh, Ajloun and Jerash.

This report is made possible by the generous support of the American people through the United States Agency for International Development (USAID). The contents are the responsibility of IREX and do not necessarily reflect the views of USAID or the United States Government.



USAID
من الشعب الأمريكي

